


CAROLINE COUNTY GOVERNMENT

Official FY 2016
Budget Document



General Fund Budget,
Capital Budget, Capital Reserve Fund,
Capital Improvement Program,
Enterprise Funds, Special Revenue Funds

July 1, 2015 - June 30, 2016

OFFICIAL CAROLINE COUNTY GOVERNMENT FY 2016 BUDGET DOCUMENT

TABLE OF CONTENTS

	<u>Page Number</u>
FY 2016 Budget Message	1-3
Resolution #2015-012, Caroline County Establishment of the Fiscal Year 2016 Tax Rates & Adoption of the Fiscal Year 2016 Operating And Capital Budgets	4-5
General Fund Budget	6
Estimated Revenues	7-9
Revenues (Three-Year History)	10-12
Proposed Expenditures Summary	13-15
Proposed Expenditures (Three-Year History)	
General Government	
County Commissioners/ Administration and Support	16
Juvenile Inter- Government Grant	16
Ethics Commission	16
Adult Drug Court Grant	16-17
Juvenile Drug Court Grant	17
Family Services Grant	17-18
Circuit Court	18
Orphans Court/Register of Wills	18-19
State's Attorney	19
Elections	19-20
State Department of Assessments and Taxation	20
Tax Office	20
Office of Finance	20-21

Office of Law	21
Office of Human Resources	21-22
Planning and Codes Administration	22-23
General Services	23
Technology	23-24
Public Safety	
Sheriff's Department	24
Courthouse Security	24-25
School Resource Officer	25
Adult Community Service Grant Program	25
SRO Full Time	25-26
Volunteer Fire Companies	26
Corrections	26-27
Department of Emergency Services	
Administration	27
Communications	27-28
Medical Services	28-29
Planning and Risk Management	29
Humane Society	29
Liquor Licensing	29-30
Public Works	
Administration	30
Central Shop	30-31
Solid Waste Disposal	31
Johnsongrass	32
Mosquito Control	32
Roads	33
County Buildings	33-34
Health Services	
Caroline County Mental Health	34
Health Department	34
Caroline Center	34
Social Services	
Upper Shore Aging	34
Delmarva Community Services	34
St. Martin's Ministries	34
Human Service Council	34
Mid Shore Council on Family Violence	34

Education	
Board of Education	34
Chesapeake College	34
Recreation and the Arts	
Recreation	35
Parks	35-36
Arts Council	36
Library, Public	36
Conservation of Natural Resources	
Extension Service	36
Housing Services	
Interfaith Housing	36
Economic Development	
Mid-Shore Regional Council	36
Caroline Economic Development Corporation and Tourism	36
Small Business Development Corp.	36
Debt Service	36-37
Intergovernmental	
In Lieu of Bank Stock	37
Town Planning Grants	37
Contingency	
Contingency Operations	37
Transfers	
Retiree Health Care	37
4-H and Youth	37
Post Employee Benefits Fund	37
Sick Leave Unfunded Liability	37
Transfer to Drug Task Force	37
Transfer to Capital	37
Transfer to Capital Reserve	37
Capital Budget, Capital Reserves and Capital Improvement	38
Capital Budget	
Revenues	39
Expenditures	40-41

Capital Improvement Program – Current Year Plus 5 Years	42-43
Fiscal Summary: All Departments and Agencies	
Enterprise Funds	44
Recreation	45-47
Public Works	48
Broadband	48
Basic Life Support	48-49
Special Revenue Funds	50
Jonestown Water System	51
4-H and Youth Fund	51
Special Grant Fund	51-52
OJP Grant Law Enforcement	52
Local Agricultural Preservation Fund	52
State Local Agricultural Preservation Fund	53
Summerfest Fund	53
Commissary Fund	53
Law Library	54
Critical Area Forestry	54
Forest Conservation Fund	54
Emergency Management Special Grants	54-55
Business and Technology Park	55-56
Stormwater Facilities	56
Intergovernmental – Excise Tax School Construction	56
SHS Medical Transportation	56
Drug Task Force	57
Dayspring Townhomes	57

FY 16 Budget Message

An Overview

Despite continuing challenges, the Caroline County Commissioners successfully balanced and adopted the budget for fiscal year 2016. As usual, the County's budget process was marked by strong internal cooperation, open and candid dialogue, and a clear shared vision for Caroline's future.

On the technical side, the County budget is divided into three parts: revenues, expenses, and capital. By law, the annual operating budget (expenses and revenues) must balance. The annual budget year begins on July 1.

The County receives revenues from four major sources: property taxes, income taxes, grants, and user fees. On the expense side, the County funds K-12 education, the local judicial system, the Sheriff's Office, the Library, local volunteer fire companies, Chesapeake College, a number of state agencies, and nine County departments. The annual budget also pays debt service on bonds issued for capital projects like school renovations and bridge construction.

About 80 percent of the County's annual budget involves essentially unavoidable expenses. This includes mandatory expenditures like underwriting the local public school system and the regional community college.

Revenues

For FY 16, the Commissioners adopted the "constant yield" property tax increase of two cents. Because property assessments have fallen, the County must slightly increase the tax rate to collect the same amount of revenues as the previous year. Not surprisingly, this is called the "constant yield" rate.

The County's property tax rate will increase from 96 cents per \$100 of assessed value to 98 cents. Property owners within incorporated municipalities also pay municipal property taxes at the rate established annually by the town's governing body. As noted later in this summary, the residents of some towns receive a discount on County taxes called a "differential."

Caroline County receives income tax revenues from local residents. The income tax rate for Caroline County is 2.73%, the sixth lowest in the state. Income tax revenues are projected to increase in FY 16, however, a Supreme Court case decided in May 2015 will result in slightly lower income tax collections for Maryland counties in coming years. On the whole, grants and user fees are projected to remain roughly the same in the coming fiscal year. The Commissioners continue to have the goal of making fee-for-service programs like the solid waste courtesy sites operate at a "break even" level.

Expenses

Once again, the County Commissioners requested every department and allied agency submit a flat budget request (no increase in spending) for FY 16. Due to unavoidable increases and pressing operational needs, the total amount requested by departments and agencies exceeded the funding available by about \$1.4 million.

To balance the budget, the Commissioners made a number of tough decision and reductions to requests. For example, the County's eight Volunteer Fire Companies requested a 20-percent increase in funding. The Commissioner did not grant this roughly \$220,000 hike; however, the Board committed to convening a task force to evaluate the long-term financial sustainability of the volunteer fire service.

For the first time in recent memory, the five Midshore Counties voted to "flat fund" Chesapeake College. This represented a savings of about \$130,000. Historically, the College has done very well with a 20-percent increase in County funding since 2009.

The Commissioners funded half of the Caroline County Library's request, a reduction of about \$42,500. The Board maintained funding to Delmarva Community Transit (DCT) at the FY 15 level, a savings of about \$40,000. The budget also included a wide range of smaller cuts.

Employee Pay & Benefits

The Commissioners did not approve any across-the-board pay increase for FY 16; however, the roughly \$130,000 saved by moving to the State of Maryland health insurance plan was reinvested in a "living wage" initiative and improved retiree health insurance benefits.

The living wage idea is the goal of raising the wages for the lowest paid County employees. On July 1, County employees earning less than \$40,000 per year will earn a pay raise. The increase is inversely graduated with the lowest paid workers receiving the largest increase. The change in health insurance will result in a healthy bump in take-home pay for all but four employees on the County payroll.

The largest single benefit change was the Commissioners' decision to offer the County-funded Medicare Supplement insurance plan to all qualified retirees beginning on July 1. In the past, only employees who worked until 65 or who remained on the County's health insurance plan were eligible. Because few early (pre-65) retirees could afford to remain on the County's coverage, few enjoyed this benefit.

The County's outstanding workforce remains the single largest expense in the budget with an annual payroll of just over \$10 million. Caroline County continues to have the lowest ratio of full-time employees to residents in the Midshore, a measure of the efficiency and effectiveness of County workers.

Municipal Property Tax Differential

Property owners in Caroline’s five largest towns receive a break on their County taxes. While not required by law, the Commissioners have continued to provide this benefit, foregoing about \$3 million cumulatively in property tax revenues over the past five years. The five smallest towns receive support in the form of direct payments. The Commissioners followed the differential formula established in 2012, however, in a minor change, balancing payments normally made to the five towns were allocated to their volunteer fire companies.

Capital

After the economic collapse in 2009 and the State’s near elimination of Highway User Revenues (HUR), the County stopped preparing a formal capital budget. Instead, the Commissioners engaged in an annual spring “sweep,” spending down to the minimum reserve level to fund needed capital expenditures.

In FY 16, the County returned to the normal capital budget process. The Commissioners received \$7.2 million in capital requests for the \$1.1 million in funding available. This required the Commissioners to cut \$6.1 million from the list of capital requests.

Capital investment and the weight of deferred maintenance were significant topics of discussion during the FY 16 budget process. With the need to invest in public safety radios, a new elementary/middle school, and the huge backlog of road and bridge maintenance, capital funding is likely to dominate future budget discussions.

Summary

The FY 16 budget was long anticipated to be the most difficult the County would face. Due to a number of circumstances, the “crunch” was not as bad as expected. Due to stronger than anticipated income tax revenues and unanticipated savings, the Commissioners were able to push \$600,000 of unrestricted general revenues into the FY 16 budget. This made balancing the budget significantly easier.

The revenue created by the constant yield tax increase has been set aside in the County’s capital reserve. This strategy will help offset the impact of the one-time move of \$600,000 towards operating costs. It also represents the County’s ongoing commitment to address the weakest part of the budget—capital investment.

The County will face significant challenges in FY 17, notably the need to purchase public safety radios and the projected increase in teacher pension costs. The FY 16 budget, however, marks another important step towards long-term financial sustainability.

RESOLUTION #2015-012

**ESTABLISHMENT OF THE FISCAL YEAR 2016 TAX RATES &
ADOPTION OF THE FISCAL YEAR 2016 OPERATING AND CAPITAL BUDGETS**

WHEREAS, the County Commissioners of Caroline County, Maryland (the "Commissioners") must adopt a balanced budget by the second Tuesday of June; and

WHEREAS, the Commissioners have carefully reviewed estimates of revenues prepared by the Budget Director and Comptroller, as well as requests for funding from County government departments, partner agencies, and non-profits, and have determined funding required for various purposes under State laws and mandates; and

WHEREAS, the Commissioners have held budget hearings as required by §50-7 of the Code of Public Local Laws of Caroline County, Maryland (the "Code"), as well as the Municipal Real Property Tax Differential public hearing required by §166-49(B) of the Code, and the Constant Yield Tax Rate Hearing required by §6-308 of the Tax – Property Article of the Annotated Code of Maryland.

NOW THEREFORE, IT IS HEREBY RESOLVED BY THE COUNTY COMMISSIONERS OF CAROLINE COUNTY, MARYLAND, that:

Section 1. FY2016 Tax Rates Established

- A. The FY2016 property tax rates for the 2016 fiscal year are adopted and set as follows per \$100 of assessed valuation:

	FY2016 Tax Rate
Unincorporated Areas	\$0.98
Denton	\$0.92
Federalsburg	\$0.90
Goldsboro	\$0.98
Greensboro	\$0.92
Henderson	\$0.98
Hillsboro	\$0.98
Marydel	\$0.98
Preston	\$0.95
Ridgely	\$0.92
Templeville	\$0.98

- B. The property tax rates reflect a Municipal Real Property Tax Differential for the towns of Denton, Federalsburg, Greensboro, Preston, and Ridgely, which are derived from a formula based on the estimated cost savings generated by municipal police departments and which includes the following factors: the assessable property tax base of each of the towns; the current level of service the Sheriff's Office provides to county residents as measured by the number of residents per sworn officer (excluding courthouse security); an estimate of the additional number of sworn officers (Sheriff's Deputies) necessary to provide police coverage to the towns at the County's current level of service (if no municipal police departments existed); the total cost of a Caroline County Sheriff's Deputy (based on median wages and benefits for a road deputy at a corporal rank with 10 years of


experience); the percentage of County revenues comprised of property taxes (averaged over a 10 year period); and an estimate of the coverage (in percentage of hours per week) provided by town police departments.

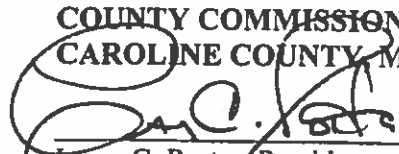
Section 2. FY2016 Operating & Capital Budgets Adopted


- A. The FY2016 Operating Budget in the amount of \$44,995,349 and as summarized in the attached list of funds, is adopted.
- B. The FY2016 Capital Budget in the amount of \$11,917,730 and as summarized in the attached list of funds, is adopted.


ADOPTED: May 19, 2015
EFFECTIVE: July 1, 2015

ATTEST:


Sara B. Visintainer, Chief of Staff

**COUNTY COMMISSIONERS OF
CAROLINE COUNTY, MARYLAND**

Larry C. Porter, President


Wilbur Levensgood Jr., Vice President


Daniel J. Franklin, Commissioner



STATE OF MARYLAND CAROLINE COUNTY
FILED FOR RECORD
At 9:15 o'clock am on 5/20 2015
and duly recorded in Liber FDM 5
Folio 450 one of the Resolutions
record books for the aforesaid and
Sidal Minger Clerk
Recording Fee 0

GENERAL FUND BUDGET

Fiscal Year 2016

**COMMISSIONERS OF CAROLINE COUNTY
GENERAL FUND BUDGET
FISCAL YEAR 2016**

<u>REVENUE SOURCES</u>	<u>ESTIMATE FY 2016</u>
<u>PROPERTY TAX</u>	
REAL PROPERTY TAXES	23,345,884
UTILITIES	1,400,000
PENALTIES AND INTEREST	300,000
COUNTY SENIOR TAX CREDIT	-160,000
PRIOR YEARS, TAX REVENUES	25,000
TOWN ADMIN FEE	36,000
TOWN DIFFERENTIAL REIMBURSEMENT	-30,000
TOTAL	<u>24,916,884</u>
 <u>INCOME TAX</u>	
INCOME TAX	<u>11,800,000</u>
	<u>11,800,000</u>
 <u>OTHER LOCAL TAXES</u>	
MOBILE HOME TAX	60,000
RECORDATION TAX	1,200,000
FRANCHISE TAX	164,000
	<u>1,424,000</u>
 <u>STATE SHARED TAXES</u>	
HIGHWAY USERS REVENUE	442,913
	<u>442,913</u>
 <u>LICENSES AND PERMITS</u>	
LIQUOR LICENSE	56,000
TRADERS LICENSE	21,000
BUILDING PERMIT	95,000
STORMWATER MGM INSPECTION	3,000
FOREST CONSERVATION PLANS	1,500
MARRIAGE LICENSES & CEREMONY	5,500
	<u>182,000</u>
 <u>FEDERAL GRANTS</u>	
FED INCENTIVES PRISONERS	1,000
EMERGENCY MANAGEMENT	71,800
CSEA GRANT	9,956
FFY2010319(H)INCREMENTAL GRT	140,000
	<u>222,756</u>

**COMMISSIONERS OF CAROLINE COUNTY
GENERAL FUND BUDGET
FISCAL YEAR 2016**

<u>REVENUE SOURCES</u>	<u>ESTIMATE FY 2016</u>
<u>STATE GRANTS</u>	
DISPARITY GRANT	2,132,000
TEACHER RETIREMENT SUPPLEMENT	685,108
POLICE PROTECTION AID	154,251
FAMILY SERVICES GRANT	148,431
JUROR REIMBURSEMENT	16,500
JUVENILE DRUG CRT GRANT	123,030
FIRE AND AMBULANCE GRANT	242,000
CRITICAL AREA GRANT	4,000
ADULT OFFENDER COM SERV PROG	30,720
	<u>3,536,040</u>
 <u>OTHER GRANTS</u>	
SCHOOL RESOURCE OFFICERS	140,186
SRO FULL TIME	103,754
	<u>243,940</u>
 <u>CHARGES FOR SERVICES</u>	
ANIMAL FEES & FINES	500
COURT COSTS, FEES & FINES	2,500
COURT TRANSCRIPTS & TAPES	3,000
TELEPHONE 911 FEES	185,000
SHERIFFS FEES	30,000
REIMBURSE OVERTIME	112,740
PRISONER FEES	80,000
RECYCLING FEES	8,000
AGENCY REIMBURSEMENTS	15,000
MOSQUITO CONTROL FEES	45,000
JOHNSONGRASS FEES	22,000
REPAIR SERVICES	102,000
CPR FEES	3,000
MARINA FEES	34,400
ADMINISTRATIVE FEES	10,000
RECREATION FEES	31,504
VEHICLE TAG FEES	3,500
CONVENIENCE FEES	70,000
	<u>758,144</u>
 <u>MISCELLANEOUS REVENUE</u>	
INTEREST	4,000

**COMMISSIONERS OF CAROLINE COUNTY
GENERAL FUND BUDGET
FISCAL YEAR 2016**

<u>REVENUE SOURCES</u>	<u>ESTIMATE FY 2016</u>
RENTS	20,671
RENT ARMORY	13,625
MUNICIPAL INFRASTRUCTURE	20,458
INTEREST MUNICIPAL SHARE	<u>2,418</u>
	<u>61,172</u>
<u>TRANSFERS</u>	
TRANSFER SCHOOL EXCISE	75,000
TRANSFER BLS	730,000
TRANSFER FR FUND BALANCE	600,000
TRANSFER FR RECREATION PROG	<u>2,500</u>
	<u>1,407,500</u>
TOTAL REVENUES	<u><u>44,995,349</u></u>

**COMMISSIONERS OF CAROLINE COUNTY
GENERAL FUND BUDGET
FISCAL YEAR 2016**

<u>REVENUE SOURCES</u>	<u>ACTUAL FY 2014</u>	<u>ESTIMATE FY 2015</u>	<u>ESTIMATE FY 2016</u>
<u>PROPERTY TAX</u>			
REAL PROPERTY TAXES	23,075,533.32	23,204,740	23,345,884
UTILITIES	1,393,831.32	1,123,370	1,400,000
PENALTIES AND INTEREST	257,911.46	300,000	300,000
COUNTY SENIOR TAX CREDIT	-158,087.69	-155,000	-160,000
TAX SALE REVENUE	11,012.96	0	0
PRIOR YEARS, TAX REVENUES	-21,828.05	30,000	25,000
REFUNDS, OVER & SHORTS	33.15	0	0
TOWN ADMIN FEE	35,286.67	36,000	36,000
TOWN DIFFERENTIAL REIM	-21,023.17	-37,000	-30,000
TOTAL	24,572,669.97	24,502,110	24,916,884
<u>INCOME TAX</u>			
INCOME TAX	11,461,356.34	11,500,000	11,800,000
	11,461,356.34	11,500,000	11,800,000
<u>OTHER LOCAL TAXES</u>			
MOBILE HOME TAX	66,534.50	75,000	60,000
RECORDATION TAX	1,104,166.01	1,100,000	1,200,000
FRANCHISE TAX	159,166.93	164,000	164,000
	1,329,867.44	1,339,000	1,424,000
<u>STATE SHARED TAXES</u>			
HIGHWAY USERS REVENUE	368,375.24	384,596	442,913
	368,375.24	384,596	442,913
<u>LICENSES AND PERMITS</u>			
LIQUOR LICENSE	52,424.52	52,000	56,000
TRADERS LICENSE	20,305.28	21,000	21,000
BUILDING PERMIT	73,030.35	75,000	95,000
STORMWATER MGM INSPECTION	4,072.75	3,000	3,000
FOREST CONSERVATION PLANS	1,200.00	1,500	1,500
MARRIAGE LICENSES & CEREMONIES	5,520.00	5,500	5,500
	156,552.90	158,000	182,000
<u>FEDERAL GRANTS</u>			
FED INCENTIVES PRISONERS	800.00	1,000	1,000
EMERGENCY MANAGEMENT	68,212.00	68,000	71,800

**COMMISSIONERS OF CAROLINE COUNTY
GENERAL FUND BUDGET
FISCAL YEAR 2016**

<u>REVENUE SOURCES</u>	ACTUAL <u>FY 2014</u>	ESTIMATE <u>FY 2015</u>	ESTIMATE <u>FY 2016</u>
CSEA GRANT	2,737.78	19,000	9,956
FFY2010319(H)INCREMENTAL GRT	131,052.04	70,000	140,000
ADULT DRUG COURT GRANT	91,439.16	58,161	0
	<u>294,240.98</u>	<u>216,161</u>	<u>222,756</u>

<u>STATE GRANTS</u>			
DISPARITY GRANT	2,131,782.00	2,132,000	2,132,000
TEACHER RETIREMENT SUPPLEMENT	685,108.00	685,108	685,108
POLICE PROTECTION AID	166,157.00	162,251	154,251
FAMILY SERVICES GRANT	125,578.44	146,681	148,431
JUROR REIMBURSEMENT	13,890.00	16,500	16,500
JUVENILE DRUG CRT GRANT	61,837.00	146,508	123,030
MACRO GRANT	1,300.00	0	0
JUVENILE INTER GOV GRANT	14,926.75	0	0
CRIME RPTS & COMMAND CNTRL	3,588.00	0	0
STATE PARK FEES	130.00	0	0
FIRE AND AMBULANCE GRANT	207,224.00	242,000	242,000
CRITICAL AREA GRANT	4,000.00	4,000	4,000
ADULT OFFENDER COM SERV PROG	30,720.00	30,720	30,720
	<u>3,446,241.19</u>	<u>3,567,968</u>	<u>3,536,040</u>

<u>OTHER GRANTS</u>			
HUMAN SERV DRUG GRANT	2,031.12	0	0
SCHOOL RESOURCE OFFICERS	134,952.65	141,755	140,186
SRO FULL TIME	.00	0	103,754
	<u>136,983.77</u>	<u>141,755</u>	<u>243,940</u>

<u>CHARGES FOR SERVICES</u>			
ANIMAL FEES & FINES	400.00	500	500
COURT COSTS, FEES & FINES	5,823.27	3,000	2,500
COURT TRANSCRIPTS & TAPES	2,021.25	4,000	3,000
TELEPHONE 911 FEES	177,981.40	205,000	185,000
SHERIFFS FEES	34,307.22	30,000	30,000
REIMB OVERTIME	118,408.10	110,550	112,740
PRISONER FEES	81,120.91	80,000	80,000
RECYCLING FEES	14,285.89	3,000	8,000
AGENCY REIMBURSEMENTS	-3,768.17	15,000	15,000
MOSQUITO CONTROL FEES	45,776.00	50,000	45,000

**COMMISSIONERS OF CAROLINE COUNTY
GENERAL FUND BUDGET
FISCAL YEAR 2016**

<u>REVENUE SOURCES</u>	ACTUAL <u>FY 2014</u>	ESTIMATE <u>FY 2015</u>	ESTIMATE <u>FY 2016</u>
JOHNSONGRASS FEES	20,900.91	20,000	22,000
REPAIR SERVICES	102,996.66	85,000	102,000
CPR FEES	4,034.75	3,000	3,000
MARINA FEES	31,655.00	36,500	34,400
PARK OPERATING FEES	2,064.40	0	0
ADMINISTRATIVE FEES	10,773.70	10,000	10,000
RECREATION FEES	32,390.42	38,761	31,504
VEHICLE TAG FEES	3,468.00	3,500	3,500
CONVENIENCE FEES	78,025.00	80,000	70,000
ELECTION FILING FEES	650.00	0	0
FEES FAMILY SERVICE REV	536.00	0	0
RETIREE HEALTH SUBSIDY	1,992.05	0	0
	<u>765,842.76</u>	<u>777,811</u>	<u>758,144</u>
 <u>MISCELLANEOUS REVENUE</u>			
INTEREST	4,056.07	4,000	4,000
RENTS	24,776.70	29,000	20,671
RENT ARMORY	10,230.00	14,000	13,625
MUNICIPAL INFRASTRUCTURE	18,185.00	19,321	20,458
INTEREST MUNICIPAL SHARE	4,710.00	3,500	2,418
	<u>61,957.77</u>	<u>69,821</u>	<u>61,172</u>
 <u>TRANSFERS</u>			
TRANSFER SCHOOL EXCISE	60,000.00	60,000	75,000
TRANSFER BLS	655,352.08	713,000	730,000
TRANSFER FR FUND BALANCE	.00	0	600,000
TRANSFER FR RECREATION PROG	1,700.00	1,700	2,500
	<u>717,052.08</u>	<u>774,700</u>	<u>1,407,500</u>
 TOTAL REVENUES	 <u><u>43,311,140.44</u></u>	 <u><u>43,431,922</u></u>	 <u><u>44,995,349</u></u>

**COMMISSIONERS OF CAROLINE COUNTY
GENERAL FUND BUDGET
FISCAL YEAR 2016**

<u>EXPENDITURE CATEGORY</u>	<u>BUDGET FY 2016</u>
<u>GENERAL GOVERNMENT</u>	
COUNTY COMMISSIONERS	485,294
ETHICS COMMISSION	200
ELECTIONS	451,394
STATE ASSESSMENT & TAX COST	159,389
TAX OFFICE	336,962
OFFICE OF FINANCE	420,737
OFFICE OF LAW	157,236
OFFICE OF HUMAN RESOURCES	406,559
PLANNING & CODES	811,373
GENERAL SERVICES	145,152
TECHNOLOGY	357,268
 <u>JUDICIAL</u>	
JUVENILE DRUG COURT GRANT	163,816
FAMILY SERVICE GRANT	171,082
CIRCUIT COURT	297,332
ORPHAN'S COURT	19,145
STATE'S ATTORNEY	745,379
 <u>PUBLIC SAFETY</u>	
SHERIFF	2,736,617
COURTHOUSE SECURITY	236,103
SCHOOL RESOURCE OFFICER	183,819
SRO FULL TIME	100,133
ADULT COMMUNITY SERVICE PROGRAM	30,720
LOSAP	128,118
VOLUNTEER FIRE COMPANIES	1,370,963
CORRECTIONS	3,745,772
DEPARTMENT OF EMERGENCY SERVICES	
DES: ADMINISTRATION	229,460
DES: COMMUNICATIONS	1,203,335
DES: MEDICAL SERVICE	2,372,563
DES: PLAN & RISK MANAGEMENT	169,039
HUMANE SOCIETY / ANIMAL CONTROL	279,000
LIQUOR LICENSING	69,886

**COMMISSIONERS OF CAROLINE COUNTY
GENERAL FUND BUDGET
FISCAL YEAR 2016**

<u>EXPENDITURE CATEGORY</u>	<u>BUDGET FY 2016</u>
 <u>PUBLIC WORKS</u>	
ADMINISTRATION	323,943
CENTRAL SHOP	595,452
SOLID WASTE	232,073
JOHNSON GRASS	76,350
MOSQUITO CONTROL	80,747
ROADS	1,568,312
COUNTY BUILDINGS	605,958
 <u>HEALTH</u>	
CAROLINE MENTAL HEALTH	45,000
HEALTH DEPARTMENT	377,903
CAROLINE CENTER	26,845
 <u>SOCIAL SERVICES</u>	
UPPER SHORE AGING	57,953
DELMARVA COMM. SERVICES, INC	75,000
SAINT MARTIN'S MINISTRIES	3,000
HUMAN SERVICE COUNCIL	7,000
MID SHORE FAMILY VIOLENCE	5,000
 <u>EDUCATION</u>	
CHESAPEAKE COLLEGE	1,387,528
BOARD OF EDUCATION	12,583,543
BD OF ED TEACHERS PENSION	1,181,637
CHESAPEAKE COLLEGE CAPITAL & DEBT	187,550
 <u>LIBRARY</u>	
LIBRARY	1,132,435
 <u>RECREATION AND PARKS</u>	
RECREATION	620,930
PARKS	267,532
 <u>CAROLINE ARTS COUNCIL</u>	
CAROLINE ARTS COUNCIL	5,000

**COMMISSIONERS OF CAROLINE COUNTY
GENERAL FUND BUDGET
FISCAL YEAR 2016**

<u>EXPENDITURE CATEGORY</u>	<u>BUDGET FY 2016</u>
<u>EXTENSION SERVICE</u>	
EXTENSION SERVICE	135,413
<u>HOUSING</u>	
INTERFAITH HOUSING	6,000
<u>ECONOMIC DEVELOPMENT</u>	
MID SHORE REGIONAL COUNCIL	15,000
ECONOMIC DEVELOPMENT CORP & TOURISM	227,850
SMALL BUSINESS DEVELOPMENT CORP	3,000
<u>DEBT SERVICE</u>	3,666,078
<u>INTERGOVERNMENTAL</u>	
IN LIEU OF BANKSTOCK	3,100
TOWN PLANNING GRANTS	12,500
CONTINGENCY	282,893
<u>TRANSFERS OUT</u>	
4 H & YOUTH FUND	22,594
POSTEMPLOYMENT BENEFIT FUND	65,000
SICK LEAVE UNFUNDED LIABILITY	40,000
TRANSFER TO CAPITAL	600,000
TRANSFER TO CAPITAL RESERVE	485,384
 TOTAL	 <u><u>44,995,349</u></u>

**COMMISSIONERS OF CAROLINE COUNTY
GENERAL FUND BUDGET
FISCAL YEAR 2016**

<u>EXPENDITURE CATEGORY</u>	<u>ACTUAL FY 2014</u>	<u>BUDGET FY 2015</u>	<u>BUDGET FY 2016</u>
<u>COUNTY COMMISSIONERS</u>			
SALARIES-PERMANENT	253,416.35	257,869	272,083
SALARIES-OVERTIME	.00	100	100
SALARIES-TEMPORARY	6,922.91	11,800	11,800
HEALTH & DENTAL	36,183.05	36,674	36,211
LIFE & LTD	1,370.76	1,395	1,428
EMPLOYEE DEVELOPMENT	1,928.45	2,000	2,800
RETIREMENT	45,902.70	47,075	41,133
WORKER'S COMPENSATION	574.67	746	814
SOCIAL SECURITY	19,148.12	20,637	21,725
TELEPHONE	3,828.90	4,800	4,000
POSTAGE	350.14	550	450
COUNTY PROMOTION/WEB PAGE	9,002.40	6,250	0
ADVERTISING	10,305.61	14,000	12,000
PRINTING AND PUBLICATIONS	294.46	400	300
MILEAGE & CONFERENCE EXPENSE	1,296.09	3,300	3,300
ASSOCIATION DUES	17,152.18	43,000	43,000
PUBLIC COMMUNICATION	.00	0	7,250
OFFICE SUPPLIES	888.44	500	600
WW DUPLICATING/SUPPLIES	7,620.81	8,100	8,100
UPDATE CODE	3,380.74	10,000	10,000
OTHER EXPENSES	8,465.51	8,200	8,200
TOTAL	428,032.29	477,396	485,294
<u>JUVENILE INTER GOVERNMENT GRANT</u>			
SALARIES JUV INTER GOV GRANT	13,837.72	0	0
WORKER'S COMPENSATION	30.44	0	0
SOCIAL SECURITY	1,058.59	0	0
TOTAL	14,926.75	0	0
<u>ETHICS COMMISSION</u>			
ETHICS COMMISSION	620.26	200	200
TOTAL	620.26	200	200
<u>ADULT DRUG COURT GRANT</u>			
SALARIES ADULT DRUG CRT GRT	35,985.12	9,153	0
ADULT DR GRT SAL & FR (REIM)	7,785.32	7,459	0

**COMMISSIONERS OF CAROLINE COUNTY
GENERAL FUND BUDGET
FISCAL YEAR 2016**

<u>EXPENDITURE CATEGORY</u>	<u>ACTUAL FY 2014</u>	<u>BUDGET FY 2015</u>	<u>BUDGET FY 2016</u>
HEALTH & DENTAL	6,140.64	1,595	0
LIFE & LTD	233.04	60	0
WORKER'S COMPENSATION	78.09	25	0
SOCIAL SECURITY	2,649.98	694	0
ADVERTISING	.00	100	0
CONSULTANTS/CONTRACTS	16,067.61	12,676	0
TRAVEL	12,567.50	6,399	0
SUPPLIES	1,413.64	7,000	0
OTHER EXPENSES	8,518.22	13,000	0
TOTAL	91,439.16	58,161	0

JUVENILE DRUG COURT GRANT

DRUG COURT COORDINATOR	36,566.81	80,468	80,396
HEALTH & DENTAL	2,683.68	7,290	9,579
LIFE & LTD	252.12	435	496
RETIREMENT	6,636.00	6,939	6,965
WORKER'S COMPENSATION	92.82	220	230
SOCIAL SECURITY	2,725.99	6,156	6,150
DRUG TESTING	7,555.55	15,000	55,000
HUMAN SERVICES GRANT	2,031.12	0	0
STATE OTHER EXPENSES	5,324.03	30,000	5,000
TOTAL	63,868.12	146,508	163,816

FAMILY SERVICES GRANT CIRCUIT COURT

SALARY FAMILY SERV GRT	65,530.25	67,331	67,618
HEALTH & DENTAL	3,077.36	3,143	3,143
LIFE & LTD	321.36	330	330
RETIREMENT	13,057.14	13,466	13,524
WORKER'S COMPENSATION	146.15	186	194
SOCIAL SECURITY	5,013.07	5,151	5,173
TELEPHONE	302.86	500	400
DUES/SUBSCRIPTION/PUBLICATION	904.06	1,200	1,350
EQUIPMENT	368.97	1,000	1,200
CENTRAL DUPLICATING	186.50	600	600
TRAINING/JUDICIAL	455.00	750	0
TRAVEL	1,949.62	2,200	1,800
CHILD EDUCATIONAL PROGRAM	2,025.00	3,500	3,500
ALTERNATIVE DISP RESOLUTION	.00	800	800
CHILDREN CHILDCARE WAIT ROOM	214.77	100	200

**COMMISSIONERS OF CAROLINE COUNTY
GENERAL FUND BUDGET
FISCAL YEAR 2016**

<u>EXPENDITURE CATEGORY</u>	<u>ACTUAL FY 2014</u>	<u>BUDGET FY 2015</u>	<u>BUDGET FY 2016</u>
CHILDREN'S ATTORNEY	15,606.46	16,000	17,000
CUSTODY INVESTIGATE/HOME STY	364.00	1,200	1,200
MENTAL HEALTH-EVALUATIONS	450.00	2,400	4,200
MENTAL HEALTH-TREATMENT	.00	800	1,000
PARENTING EDUCATION	4,008.40	4,500	4,500
SELF-HELP/FAMILY LAW CLINIC	10,428.45	13,000	15,000
VISITATION SERVICES	22,526.45	27,000	24,700
OFFICE SUPPLIES	249.30	800	650
OTHER EXPENSES	538.60	3,000	3,000
FEES COLLECTED EXPENSE	536.00	0	0
TOTAL	148,259.77	168,957	171,082

CIRCUIT COURT

SALARIES-PERMANENT	122,865.02	126,335	127,470
SALARIES-OVERTIME	2,506.45	4,000	4,000
SALARIES TEMPORARY	30,316.50	40,000	40,000
HEALTH & DENTAL	22,888.20	23,830	31,886
LIFE & LTD	745.80	761	766
RETIREMENT	19,284.00	20,214	20,395
WORKER'S COMPENSATION	715.61	1,202	1,230
SOCIAL SECURITY	11,359.38	13,031	13,117
TELEPHONE	1,503.24	1,500	1,500
POSTAGE	3,502.53	3,000	3,000
DUPLICATING	2,165.61	2,000	2,000
MILEAGE & CONFERENCE EXPENSE	728.53	1,200	1,200
MAINTENANCE CONTRACT	8,892.00	8,908	8,908
OFFICE SUPPLIES	2,953.82	3,500	3,500
JURORS	23,258.76	32,000	32,000
OTHER EXPENSES	361.50	500	500
MACRO GRANT	1,300.00	0	0
CAPITAL OUTLAY	.00	5,860	5,860
TOTAL	255,346.95	287,841	297,332

ORPHAN'S COURT

SALARIES-PERMANENT	15,000.12	15,000	15,000
RETIREMENT	2,479.00	2,400	2,400
WORKER'S COMPENSATION	35.91	40	45
SOCIAL SECURITY	1,147.50	1,150	1,150
EXPENSE ALLOWANCE	111.70	550	550

**COMMISSIONERS OF CAROLINE COUNTY
GENERAL FUND BUDGET
FISCAL YEAR 2016**

<u>EXPENDITURE CATEGORY</u>	<u>ACTUAL FY 2014</u>	<u>BUDGET FY 2015</u>	<u>BUDGET FY 2016</u>
TOTAL	18,774.23	19,140	19,145
 <u>STATE'S ATTORNEY</u>			
SALARIES-PERMANENT	488,396.46	508,811	515,879
SALARIES-OVERTIME	1,068.96	2,000	2,000
SALARIES-TEMPORARY	2,697.80	0	0
HEALTH & DENTAL	90,381.90	94,842	74,144
LIFE & LTD	2,380.23	2,657	2,684
RETIREMENT	76,640.00	80,897	82,970
WORKER'S COMPENSATION	1,090.79	1,390	1,485
SOCIAL SECURITY	35,452.44	39,077	39,617
TELEPHONE	2,387.10	2,200	2,200
POSTAGE	2,248.60	2,000	2,300
DUPLICATING	3,730.60	3,000	3,000
MILEAGE & CONFERENCE EXPENSE	2,055.18	1,500	2,500
OFFICE SUPPLIES	5,002.71	4,000	4,000
EXTRADITION COSTS	1,345.05	1,000	2,500
BOND AND INSURANCE	.00	100	100
OTHER EXPENSES	8,033.35	7,800	10,000
TOTAL	722,911.17	751,274	745,379
 <u>ELECTIONS</u>			
SALARIES-TEMPORARY	540.80	500	500
SALARIES BOARD MEMBERS	15,250.00	16,000	16,000
ELECTION EMP SAL & FRINGE	233,239.34	278,560	257,551
WORKER'S COMPENSATION (CO)	31.71	130	136
SOCIAL SECURITY (CO)	1,484.91	1,262	1,262
JUDGES SALARIES & TRAINING	29,094.50	30,900	30,900
TELEPHONE	409.03	640	640
POSTAGE	6,417.75	8,500	8,500
PRINTING AND PUBLICATIONS	12,892.52	12,000	20,000
COPIER	4,850.59	4,500	4,500
MILEAGE & CONFERENCE EXPENSE	4,577.74	5,500	5,500
CONTRACTUAL SERVICES	630.58	3,200	4,200
LEGAL SERVICES	3,000.00	3,000	3,000
NETWORKING/CONNECTION	1,338.54	1,000	1,000
VOTING REQ SYSTEM	3,577.14	5,000	0
ELECTION SUPPLIES & EXPENSES	1,367.94	2,000	2,000
OFFICE SUPPLIES	-198.95	1,000	1,000

**COMMISSIONERS OF CAROLINE COUNTY
GENERAL FUND BUDGET
FISCAL YEAR 2016**

<u>EXPENDITURE CATEGORY</u>	<u>ACTUAL FY 2014</u>	<u>BUDGET FY 2015</u>	<u>BUDGET FY 2016</u>
OTHER EXPENSES	307.39	500	500
VOTING SYS SUPPORT & SVCS	33,331.79	46,545	94,205
TOTAL	352,143.32	420,737	451,394

STATE DEPT OF ASSESSMENTS & TAX

STATE ASSESSMENT & TAX COST	139,483.00	154,113	159,389
TOTAL	139,483.00	154,113	159,389

TAX OFFICE

SALARIES-PERMANENT	174,451.07	197,670	195,079
HEALTH & DENTAL	28,004.10	35,293	37,377
LIFE & LTD	893.88	916	1,027
RETIREMENT	27,468.00	31,627	31,213
WORKER'S COMPENSATION	391.56	540	560
SOCIAL SECURITY	12,664.74	15,122	14,924
TELEPHONE	1,006.95	1,000	1,000
POSTAGE	9,948.60	10,200	10,300
MILEAGE & CONFERENCE EXPENSE	107.72	200	200
ASSOCIATION DUES	200.00	240	240
TAX BILLS	4,849.28	5,000	5,000
DATA PROCESSING	20,158.04	24,397	36,442
OFFICE SUPPLIES	2,620.19	2,700	2,700
BOND AND INSURANCE	360.00	400	400
OTHER EXPENSES	.00	1,000	500
TOTAL	283,124.13	326,305	336,962

OFFICE OF FINANCE

SALARIES-PERMANENT	150,022.53	196,110	197,237
SALARIES-TEMPORARY	4,194.00	0	0
HEALTH & DENTAL	36,503.04	49,108	39,167
LIFE & LTD	828.00	1,094	1,099
EMPLOYEE DEVELOPMENT	827.94	1,000	1,000
RETIREMENT	26,994.00	31,378	31,558
WORKER'S COMPENSATION	313.04	533	564
SOCIAL SECURITY	10,983.94	15,002	15,089
TELEPHONE	520.52	550	600
POSTAGE	2,021.96	2,300	2,300
PAYROLL SERVICES	.00	49,000	49,000
MILEAGE & CONFERENCE EXPENSE	1,654.67	500	500

**COMMISSIONERS OF CAROLINE COUNTY
GENERAL FUND BUDGET
FISCAL YEAR 2016**

<u>EXPENDITURE CATEGORY</u>	<u>ACTUAL FY 2014</u>	<u>BUDGET FY 2015</u>	<u>BUDGET FY 2016</u>
AUDIT AND FINANCIAL RECORDS	62,030.00	63,850	65,750
DATA PROCESSING	13,893.19	15,345	15,680
OFFICE SUPPLIES	567.34	500	500
OTHER EXPENSES	953.40	743	693
TOTAL	312,307.57	427,013	420,737

OFFICE OF LAW

SALARIES-PERMANENT	84,967.03	86,245	86,245
SALARIES-TEMPORARY	7,287.06	13,500	25,500
ADMINISTRATIVE ASSIST COST	5,165.00	5,165	0
HEALTH & DENTAL	6,140.64	6,379	6,895
LIFE & LTD	164.25	403	398
RETIREMENT	14,400.10	14,680	14,680
WORKER'S COMPENSATION	189.60	273	320
SOCIAL SECURITY	6,467.76	7,630	8,548
TELEPHONE	1,001.40	1,200	1,200
POSTAGE	15.46	150	100
PRINTING AND PUBLICATIONS	1,641.67	2,200	2,200
MILEAGE & CONFERENCE EXPENSE	4,306.91	3,000	3,000
ASSOCIATION DUES	1,045.00	800	850
LEGAL SERVICES	-6,300.00	15,000	3,000
OFFICE SUPPLIES	486.19	600	600
OTHER EXPENSES	3,744.44	3,700	3,700
TOTAL	130,722.51	160,925	157,236

OFFICE OF HUMAN RESOURCES

SALARIES-PERMANENT	164,717.89	143,221	143,837
HEALTH & DENTAL	14,704.75	23,915	19,071
LIFE & LTD	725.16	685	685
EMPLOYEE DEVELOPMENT	4,175.93	5,500	8,000
RETIREMENT	23,496.00	22,915	23,014
WORKER'S COMPENSATION	381.04	400	412
UNEMPLOYMENT	16,655.53	22,000	15,000
ACTUARIAL SERVICES	43,223.90	35,000	37,000
SOCIAL SECURITY	12,328.64	10,956	11,004
CRIMINAL BACKGROUND CHECKS	1,059.50	1,000	750
ACA	.00	0	1,000
RETIREE EXPENSES	723.60	350	350
EMPLOYEE TRAINING	882.51	3,000	3,500

**COMMISSIONERS OF CAROLINE COUNTY
GENERAL FUND BUDGET
FISCAL YEAR 2016**

<u>EXPENDITURE CATEGORY</u>	<u>ACTUAL FY 2014</u>	<u>BUDGET FY 2015</u>	<u>BUDGET FY 2016</u>
DRUG/ALCOHOL TESTING	5,615.80	5,000	5,000
POST EMP BENEFITS NOT HEALTH	27,649.60	27,700	27,810
POST EMPLOYEE HEALTH CARE	70,925.84	69,430	97,426
TELEPHONE	1,274.75	1,250	950
POSTAGE	927.34	1,000	700
ADVERTISING	4,477.87	5,000	7,000
PRINTING AND PUBLICATIONS	266.50	250	250
ID BADGES	145.95	300	300
MILEAGE & CONFERENCE EXPENSE	243.40	1,500	1,000
OFFICE SUPPLIES	312.41	500	1,500
OTHER EXPENSES	1,144.34	1,000	1,000
EMPLOYEE ADVISORY BOARD	175.09	500	0
TOTAL	448,486.34	382,372	406,559

PLANNING & CODES ADMINISTRATION

SALARIES-PERMANENT	384,253.93	438,461	439,978
SALARY GRANTS	39,175.68	0	0
ADMINISTRATIVE ASSIST COST	-5,165.00	-5,165	0
HEALTH & DENTAL	68,120.76	81,796	75,315
CLOTHING ALLOWANCE	560.95	500	500
LIFE & LTD	2,208.84	2,533	2,556
EMPLOYEE DEVELOPMENT	255.00	1,500	1,500
RETIREMENT	64,665.40	75,223	75,459
WORKER'S COMPENSATION	1,247.91	2,989	3,007
SOCIAL SECURITY	30,858.52	35,051	33,658
TELEPHONE	3,162.17	4,000	3,400
POSTAGE	3,107.37	3,000	3,000
ADVERTISING	1,235.88	2,000	2,000
PRINTING AND PUBLICATIONS	836.52	1,000	1,000
DUPLICATING	17,126.37	13,500	13,500
MILEAGE & CONFERENCE EXPENSE	5,832.45	2,850	2,850
ASSOCIATION DUES	597.00	2,000	2,000
LEGAL SERVICES	23,240.75	18,000	18,000
AUTO INSURANCE	906.00	1,340	900
FOREST CONSERVATION	2,089.13	1,000	1,000
OPERATION OF AUTOS	1,772.47	1,125	1,125
FUELS	2,337.51	2,625	2,625
OFFICE SUPPLIES	3,239.27	4,000	4,000
SOFTWARE MAINTENANCE	7,581.32	11,000	11,000

**COMMISSIONERS OF CAROLINE COUNTY
GENERAL FUND BUDGET
FISCAL YEAR 2016**

<u>EXPENDITURE CATEGORY</u>	<u>ACTUAL FY 2014</u>	<u>BUDGET FY 2015</u>	<u>BUDGET FY 2016</u>
OTHER EXPENSES	1,942.32	3,000	3,000
JONESTOWN OPERATING COST	1,023.09	0	0
FFY2010 319(H) INCREMENTAL G	69,461.59	40,000	110,000
TOTAL	733,945.95	743,328	811,373

GENERAL SERVICES

TELEPHONE	47,601.54	46,000	46,000
POSTAGE	3,935.58	4,000	4,000
ESNEC ENGERY TRUST	1,506.00	1,525	1,500
WASTE-ENERGY STUDY	.00	0	12,500
PROPERTY AND CASUALTY INSURANCE	1,658.00	43,000	46,750
LIABILITY INSURANCE	40,816.00	2,000	16,002
ENVIRONMENTAL INSURANCE	16,039.34	17,000	16,800
BOND AND INSURANCE	1,557.00	1,600	1,600
PAY MERIT INCREASE	.00	25,000	0
TOTAL	113,113.46	140,125	145,152

TECHNOLOGY

SALARIES-PERMANENT	152,384.73	155,335	156,565
SALARIES-OVERTIME	6,809.55	6,000	3,000
HEALTH & DENTAL	19,850.66	15,616	15,756
LIFE & LTD	829.44	849	905
EMPLOYEE DEVELOPMENT	4,900.00	9,500	9,500
RETIREMENT	23,916.00	24,854	25,050
WORKER'S COMPENSATION	849.45	3,190	3,706
SOCIAL SECURITY	11,729.04	12,342	12,436
MOBILE PHONES	2,684.39	2,500	2,500
POSTAGE	19.35	50	50
MILEAGE & CONFERENCE EXPENSE	715.00	2,000	2,000
AUTO INSURANCE	453.00	500	450
REPAIRS	622.24	550	500
FUELS	1,418.63	2,100	2,100
OFFICE SUPPLIES	403.59	750	750
WIDE AREA NETWORK	26,471.19	25,000	25,000
MAINTENANCE	57,506.20	49,500	49,500
HARDWARE	23,998.78	10,000	10,000
TOOLS AND PARTS	849.12	2,000	2,000
SOFTWARE	4,988.56	1,000	1,000
LICENSING	5,116.65	30,000	33,000

**COMMISSIONERS OF CAROLINE COUNTY
GENERAL FUND BUDGET
FISCAL YEAR 2016**

<u>EXPENDITURE CATEGORY</u>	<u>ACTUAL FY 2014</u>	<u>BUDGET FY 2015</u>	<u>BUDGET FY 2016</u>
OTHER EXPENSES	781.34	1,500	1,500
TOTAL	347,296.91	355,136	357,268

SHERIFF

SALARIES-PERMANENT	1,267,620.88	1,347,309	1,336,740
SALARIES-CONTRACTUAL	30,150.72	31,156	113,086
SALARIES-OVERTIME	34,337.57	40,000	40,000
REIMBURSABLE OVERTIME	77,394.78	110,550	112,740
SALARIES-TEMPORARY	24,591.46	25,797	0
HEALTH & DENTAL	266,032.73	288,677	232,777
UNIFORMS	25,534.82	15,000	17,813
LIFE & LTD	862.80	850	4,017
EMPLOYEE DEVELOPMENT	14,498.51	10,000	10,000
RETIREMENT	374,881.00	387,687	402,785
WORKER'S COMPENSATION	52,894.18	67,070	69,275
SOCIAL SECURITY	104,010.57	118,943	122,596
TELEPHONE	7,074.20	8,000	8,000
POSTAGE	1,157.16	1,300	1,300
CENTRAL DUPLICATING	3,295.94	3,000	3,000
LEGAL SERVICES	.00	5,000	5,000
INSURANCE	31,591.42	33,500	33,450
INSURANCE K9 & LIABILITY	.00	0	650
K9 TRAINING/SUPPLIES/VET	.00	0	4,000
TECHNICAL SUPPORT	27,769.00	30,500	35,856
MOBILE DATA COMMUNICATIONS	14,843.68	15,000	11,500
WEAPON MAINTENANCE	20,169.30	13,750	16,656
REPAIRS	32,893.72	31,000	35,000
FUELS	99,992.75	110,000	105,000
OFFICE SUPPLIES	6,030.04	5,100	5,194
NEW EMPLOYEE EXPENSE	3,139.00	2,000	2,000
NCIC LOGINS	3,906.00	4,000	4,000
OTHER EXPENSES	7,167.95	3,000	4,182
CRIME REPORTS & COMMAND	3,588.00	0	0
TOTAL	2,535,538.18	2,708,189	2,736,617

COURTHOUSE SECURITY

SALARIES-PERMANENT	108,629.24	111,085	111,086
SALARIES-CONTRACTUAL	.00	0	43,384
SALARIES-OVERTIME	5,864.61	9,000	9,000

**COMMISSIONERS OF CAROLINE COUNTY
GENERAL FUND BUDGET
FISCAL YEAR 2016**

<u>EXPENDITURE CATEGORY</u>	<u>ACTUAL FY 2014</u>	<u>BUDGET FY 2015</u>	<u>BUDGET FY 2016</u>
SALARIES-TEMPORARY	29,107.07	34,828	0
OVERTIME SECURITY OFFICERS	4,876.74	8,000	7,000
HEALTH & DENTAL	21,807.16	28,606	24,990
UNIFORMS	600.00	600	1,500
LIFE & LTD	.00	0	396
EMPLOYEE DEVELOPMENT	276.69	250	300
RETIREMENT	11,943.00	15,826	16,601
WORKER'S COMPENSATION	5,705.70	7,516	7,541
SOCIAL SECURITY	10,699.20	12,463	12,505
WEAPON MAINTENANCE	.00	1,500	1,500
OTHER EXPENSES	244.27	250	300
TOTAL	199,753.68	229,924	236,103

SCHOOL RESOURCE OFFICER

SALARIES-PERMANENT	103,452.03	106,877	103,950
HEALTH & DENTAL	23,685.38	23,915	20,675
UNIFORMS	1,106.24	1,600	1,000
LIFE & LTD	.00	0	264
EMPLOYEE DEVELOPMENT	238.43	250	300
RETIREMENT	32,736.00	32,544	33,202
WORKER'S COMPENSATION	3,894.62	4,945	4,796
SOCIAL SECURITY	7,228.49	8,176	7,952
LIABILITY INSURANCE	1,145.64	1,200	1,300
AUTO INSURANCE	1,034.00	1,100	980
WEAPON MAINTENANCE	.00	1,500	1,500
REPAIRS	1,286.14	2,000	2,600
FUELS	4,880.04	5,200	5,000
OTHER EXPENSES	-88.26	250	300
TOTAL	180,598.75	189,557	183,819

ADULT COMMUNITY SERVICE PROGRAM

ADULT COMMUNITY SERVICE PROGRAM	30,720.00	30,720	30,720
TOTAL	30,720.00	30,720	30,720

SRO FULL TIME

SALARIES-PERMANENT	.00	0	54,902
HEALTH & DENTAL	.00	0	13,780
UNIFORMS	.00	0	500
LIFE & LTD	.00	0	132

**COMMISSIONERS OF CAROLINE COUNTY
GENERAL FUND BUDGET
FISCAL YEAR 2016**

<u>EXPENDITURE CATEGORY</u>	<u>ACTUAL FY 2014</u>	<u>BUDGET FY 2015</u>	<u>BUDGET FY 2016</u>
EMPLOYEE DEVELOPMENT	.00	0	150
RETIREMENT	.00	0	17,536
WORKER'S COMPENSATION	.00	0	2,533
SOCIAL SECURITY	.00	0	4,200
LIABILITY INSURANCE	.00	0	650
AUTO INSURANCE	.00	0	550
WEAPON MAINTENANCE	.00	0	1,250
REPAIRS	.00	0	1,300
FUELS	.00	0	2,500
OTHER EXPENSES	.00	0	150
TOTAL	.00	0	100,133

VOLUNTEER FIRE COMPANIES

LOSAP	.00	0	128,118
FIRE COMPANIES	991,249.97	991,250	1,021,250
AMBULANCE FUNDING	107,713.00	107,713	107,713
STATE FIRE AID	207,224.00	242,000	242,000
TOTAL	1,306,186.97	1,340,963	1,499,081

CORRECTIONS

SALARIES-PERMANENT	1,481,016.67	1,492,495	1,567,422
SALARIES-OVERTIME	57,751.83	50,000	50,000
SALARIES-TEMPORARY	16,227.10	15,530	15,530
HEALTH & DENTAL	249,207.92	273,148	267,203
UNIFORMS	8,105.93	8,000	8,000
LIFE & LTD	7,863.24	9,196	9,693
EMPLOYEE DEVELOPMENT	17,007.62	15,000	12,000
RETIREMENT	221,141.00	237,772	250,749
WORKER'S COMPENSATION	57,582.61	67,230	73,415
SOCIAL SECURITY	113,035.91	117,168	124,920
TELEPHONE	6,842.11	9,000	7,000
POSTAGE	111.35	200	100
UTILITIES	130,039.39	125,000	130,000
INSURANCE	18,201.44	15,330	16,500
BUILDING MAINTENANCE	159,461.68	200,000	190,000
SECURITY EQUIPMENT	12,224.91	12,000	10,000
OPERATION OF AUTOS	4,864.63	3,500	5,000
COMMUNICATIONS MAINTENANCE	.00	2,500	0
FOOD SERVICE	259,610.70	318,263	300,000

**COMMISSIONERS OF CAROLINE COUNTY
GENERAL FUND BUDGET
FISCAL YEAR 2016**

<u>EXPENDITURE CATEGORY</u>	<u>ACTUAL FY 2014</u>	<u>BUDGET FY 2015</u>	<u>BUDGET FY 2016</u>
MEDICAL SERVICE	600,613.83	603,500	640,000
FUELS	13,436.35	15,000	14,000
OFFICE SUPPLIES	8,959.83	7,000	7,000
JANITORIAL SUPPLIES	21,067.44	30,000	27,000
INMATE SUPPLIES	29,536.31	20,440	18,440
OTHER EXPENSES	819.86	2,500	1,800
CAPITAL OUTLAY	21,305.50	0	0
TOTAL	3,516,035.16	3,649,772	3,745,772

EMERGENCY SVC: ADMINISTRATION

SALARIES-PERMANENT	138,715.15	132,771	133,335
SALARIES-OVERTIME	.00	0	0
SALARIES-TEMPORARY	2,108.87	5,000	5,000
HEALTH & DENTAL	33,600.72	35,071	27,560
LIFE & LTD	725.52	742	742
EMPLOYEE DEVELOPMENT	.00	750	750
RETIREMENT	27,762.26	28,589	28,712
WORKER'S COMPENSATION	3,549.84	3,762	3,803
SOCIAL SECURITY	9,759.57	10,539	10,583
TELEPHONE	634.59	1,000	825
POSTAGE	470.46	450	450
UTILITIES	4,732.88	5,000	13,000
CENTRAL DUPLICATING	476.36	900	900
BLDG/GROUNDS MAINTENANCE	1,726.99	1,750	2,000
OFFICE SUPPLIES	896.48	900	900
RENT	17,383.49	18,000	0
OTHER EXPENSES	447.69	600	900
TOTAL	242,990.87	245,824	229,460

EMERGENCY SVC: COMMUNICATIONS

SALARIES-PERMANENT	498,221.97	549,671	543,275
SALARIES CERTIFICATIONS	.00	4,000	4,000
SALARIES-OVERTIME	59,327.28	44,030	44,030
SALARIES-TEMPORARY	35,655.37	46,580	49,080
HEALTH & DENTAL	114,375.54	112,940	101,296
UNIFORMS	2,796.85	3,000	3,000
LIFE & LTD	2,858.30	3,542	3,424
EMPLOYEE DEVELOPMENT	1,873.10	3,200	3,200
RETIREMENT	82,560.00	87,947	86,924

**COMMISSIONERS OF CAROLINE COUNTY
GENERAL FUND BUDGET
FISCAL YEAR 2016**

<u>EXPENDITURE CATEGORY</u>	<u>ACTUAL FY 2014</u>	<u>BUDGET FY 2015</u>	<u>BUDGET FY 2016</u>
WORKER'S COMPENSATION	1,464.55	1,761	1,831
SOCIAL SECURITY	46,597.12	49,288	48,875
TELEPHONE	30,096.22	45,000	35,000
UTILITIES	7,622.14	6,000	9,000
CENTRAL DUPLICATING	700.34	800	800
MILEAGE & CONFERENCE EXPENSE	1,112.66	1,000	1,000
CONTRACTUAL SERVICES	.00	0	1,500
LIABILITY INSURANCE	3,462.50	3,200	3,900
AUTO INSURANCE	871.00	900	0
OPERATION OF AUTOS	602.03	900	0
BLDG/GROUNDS MAINTENANCE	1,062.33	1,300	1,000
MAINTENANCE CONTRACT	232,875.76	255,000	260,000
FUELS	2,503.62	3,000	0
OFFICE SUPPLIES	1,194.00	1,500	1,200
OTHER EXPENSES	631.65	1,000	1,000
TOTAL	1,128,464.33	1,225,559	1,203,335

EMERGENCY SVC: MEDICAL SERVICE

SALARIES-PERMANENT	1,052,744.13	1,100,992	1,125,311
SALARIES CERTIFICATIONS	20,492.60	20,000	21,000
SALARIES-OVERTIME	226,519.27	142,948	142,948
SALARIES-TEMPORARY	346,753.55	289,190	305,649
SALARIES-SPECIAL EVENTS	1,378.07	2,000	2,000
HEALTH & DENTAL	176,723.52	192,025	185,279
UNIFORMS	10,929.17	11,000	11,000
LIFE & LTD	5,555.37	6,765	6,959
EMPLOYEE TRAINING	1,328.03	5,000	5,000
RETIREMENT	166,297.00	176,159	180,050
WORKER'S COMPENSATION	53,249.43	60,355	62,304
SOCIAL SECURITY	120,722.65	118,967	122,163
TELEPHONE	10,216.42	12,000	12,000
POSTAGE	49.61	100	100
UTILITIES	18,587.81	18,500	13,000
MILEAGE & CONFERENCE EXPENSE	220.54	1,500	1,500
CONTRACTUAL SERVICES	2,495.00	3,000	6,200
AUTO INSURANCE	7,311.50	6,900	7,900
COMMUNICATIONS	1,291.61	1,500	1,500
BLDG/GROUNDS MAINTENANCE	5,479.84	5,000	6,200
EQUIPMENT MAINTENANCE	16,293.18	16,500	19,500

**COMMISSIONERS OF CAROLINE COUNTY
GENERAL FUND BUDGET
FISCAL YEAR 2016**

<u>EXPENDITURE CATEGORY</u>	<u>ACTUAL FY 2014</u>	<u>BUDGET FY 2015</u>	<u>BUDGET FY 2016</u>
REPAIRS	22,201.95	23,000	21,000
FUELS	44,170.71	55,000	53,000
OFFICE SUPPLIES	5,036.33	5,000	5,000
SALARY MEDICAL DIRECTOR	35,017.50	40,000	40,000
EXPENSES MEDICAL DIRECTOR	3,955.00	5,500	5,500
AED/CPR PROGRAM	5,751.70	3,500	3,500
NEW EMPLOYEE EXPENSE	2,392.51	1,000	1,000
OTHER EXPENSES	2,645.95	3,250	3,000
RENT	35,896.63	24,500	3,000
CAPITAL CA	.00	6,500	0
TOTAL	2,401,706.58	2,357,651	2,372,563

EMERGENCY SVC: PLAN & RISK MGM

SALARIES-PERMANENT	118,346.88	116,769	117,253
HEALTH & DENTAL	17,491.94	17,450	18,106
LIFE & LTD	591.12	606	604
EMPLOYEE DEVELOPMENT	.00	500	500
RETIREMENT	18,048.00	18,683	18,760
WORKER'S COMPENSATION	271.84	322	336
SOCIAL SECURITY	8,593.21	8,933	8,970
TELEPHONE	1,045.69	1,100	975
CENTRAL DUPLICATING	588.35	1,135	1,135
MILEAGE & CONFERENCE EXPENSE	274.37	500	500
SAFETY TRAINING	.00	0	1,500
OFFICE SUPPLIES	123.95	150	250
OTHER EXPENSES	96.84	125	150
TOTAL	165,472.19	166,273	169,039

HUMANE SOCIETY

HUMANE SOC/ANIMAL CONTROL	300,000.04	275,000	279,000
TOTAL	300,000.04	275,000	279,000

LIQUOR LICENSING

SALARIES-PERMANENT	51,320.60	59,037	59,194
WORKER'S COMPENSATION	196.69	530	614
SOCIAL SECURITY	3,925.95	4,516	4,528
POSTAGE	62.99	300	300
ADVERTISING	61.88	175	175
PRINTING AND PUBLICATIONS	300.00	200	200

**COMMISSIONERS OF CAROLINE COUNTY
GENERAL FUND BUDGET
FISCAL YEAR 2016**

<u>EXPENDITURE CATEGORY</u>	<u>ACTUAL FY 2014</u>	<u>BUDGET FY 2015</u>	<u>BUDGET FY 2016</u>
MILEAGE & CONFERENCE EXPENSE	514.52	1,000	1,000
AUTO INSURANCE	.00	425	425
LEGAL SERVICES	.00	1,500	1,500
OPERATION OF AUTOS	.00	375	375
FUELS	.00	875	875
OFFICE SUPPLIES	310.93	500	500
OTHER EXPENSES	243.97	200	200
TOTAL	56,937.53	69,633	69,886

PUBLIC WORKS GENERAL ADMINISTRATION

SALARIES-PERMANENT	201,867.82	205,897	216,785
SALARIES-OVERTIME	15.93	2,000	2,000
HEALTH & DENTAL	31,680.39	30,936	31,730
UNIFORMS	643.34	500	500
LIFE & LTD	1,102.44	1,128	1,154
EMPLOYEE DEVELOPMENT	299.00	4,000	1,500
RETIREMENT	31,692.00	32,944	34,686
WORKER'S COMPENSATION	3,750.60	3,532	3,951
SOCIAL SECURITY	14,644.72	15,904	16,737
TELEPHONE	1,817.67	2,000	2,000
POSTAGE	308.66	600	500
DUPLICATING	3,889.75	3,500	3,500
MILEAGE & CONFERENCE EXPENSE	65.00	800	500
AUTO INSURANCE	1,485.50	3,000	1,000
OPERATION OF AUTOS	416.95	1,500	1,000
COMMUNICATIONS MAINTENANCE	.00	400	400
FUELS	2,570.48	5,250	2,000
OFFICE SUPPLIES	1,874.67	2,000	2,000
OTHER EXPENSES	455.34	2,000	2,000
TOTAL	298,580.26	317,891	323,943

PUBLIC WORKS CENTRAL SHOP

SALARIES-PERMANENT	231,845.36	243,019	233,699
SALARIES-OVERTIME	2,652.18	2,500	2,500
HEALTH & DENTAL	55,598.94	81,043	63,771
UNIFORMS	6,617.76	6,000	7,000
LIFE & LTD	1,384.21	1,497	1,470
RETIREMENT	36,117.00	38,883	37,392
WORKER'S COMPENSATION	7,510.38	9,723	9,401

**COMMISSIONERS OF CAROLINE COUNTY
GENERAL FUND BUDGET
FISCAL YEAR 2016**

<u>EXPENDITURE CATEGORY</u>	<u>ACTUAL FY 2014</u>	<u>BUDGET FY 2015</u>	<u>BUDGET FY 2016</u>
SOCIAL SECURITY	16,310.34	18,782	18,069
TELEPHONE	403.60	550	550
CONTRACTUAL SERVICES	98.48	400	400
AUTO INSURANCE	2,924.00	3,600	2,700
FUEL SYSTEM MAINTENANCE	2,998.11	3,500	0
PARTS	68,524.40	55,000	55,000
MAINTENANCE CONTRACT	.00	1,000	0
REPAIRS	29,133.76	30,000	30,000
PARTS - ROADS	112,693.16	105,000	105,000
FUELS	5,345.64	6,500	6,500
LUBRICANTS	11,895.60	17,000	13,000
OFFICE SUPPLIES	617.72	1,000	1,000
TOOLS	4,168.99	5,000	5,000
JANITORIAL SUPPLIES	1,750.42	4,000	2,000
OTHER EXPENSES	380.83	1,000	1,000
TOTAL	598,970.88	634,997	595,452

PUBLIC WORKS SOLID WASTE DISPOSAL

SALARIES-PERMANENT	36,087.00	37,134	37,521
SALARIES-OVERTIME	571.70	4,000	4,000
HEALTH & DENTAL	17,312.08	17,535	13,780
UNIFORMS	103.45	200	200
LIFE & LTD	234.24	239	240
RETIREMENT	5,640.00	5,941	6,003
WORKER'S COMPENSATION	1,155.95	1,629	1,653
SOCIAL SECURITY	2,389.01	3,147	3,176
TELEPHONE	86.64	200	0
UTILITIES	2,858.77	4,000	4,000
CENTRAL DUPLICATING	42.40	400	400
CONTRACTUAL SERVICES	62,784.36	48,200	65,000
REGIONAL LANDFILL USE	60,468.30	80,000	70,000
AUTO INSURANCE	2,248.00	4,375	1,600
REPAIRS	8,841.65	10,000	10,000
FUELS	7,072.29	20,000	10,000
SUPPLIES AND MATERIALS	1,004.81	500	500
OTHER EXPENSES	430.36	500	500
RENT	3,500.00	3,500	3,500
TOTAL	212,831.01	241,500	232,073

**COMMISSIONERS OF CAROLINE COUNTY
GENERAL FUND BUDGET
FISCAL YEAR 2016**

<u>EXPENDITURE CATEGORY</u>	<u>ACTUAL FY 2014</u>	<u>BUDGET FY 2015</u>	<u>BUDGET FY 2016</u>
<u>PUBLIC WORKS JOHNSONGRASS</u>			
SALARIES-PERMANENT	41,164.77	42,526	42,689
SALARIES-OVERTIME	366.19	0	0
HEALTH & DENTAL	10,606.92	11,071	11,210
UNIFORMS	145.58	200	200
LIFE & LTD	249.84	255	256
EMPLOYEE DEVELOPMENT	30.00	400	300
RETIREMENT	6,504.00	6,804	6,830
WORKER'S COMPENSATION	1,342.54	1,679	1,699
SOCIAL SECURITY	2,867.34	3,244	3,266
TELEPHONE	438.48	450	500
AUTO INSURANCE	724.00	780	675
PARTS	.00	295	500
CHEMICALS	1,310.50	6,000	3,000
REPAIRS	654.34	1,500	2,000
FUELS	3,111.44	3,400	3,000
OFFICE SUPPLIES	43.99	150	50
OTHER EXPENSES	93.20	300	175
TOTAL	69,653.13	79,054	76,350
<u>PUBLIC WORKS MOSQUITO CONTROL</u>			
SALARIES-PERMANENT	38,517.30	39,070	41,316
SALARIES-OVERTIME	107.22	800	800
HEALTH & DENTAL	5,628.92	6,379	6,895
UNIFORMS	159.55	200	200
LIFE & LTD	240.12	245	252
RETIREMENT	6,033.00	6,251	6,611
WORKER'S COMPENSATION	1,210.36	1,579	1,676
SOCIAL SECURITY	2,850.97	3,050	3,222
TELEPHONE	403.60	430	500
POSTAGE	121.92	150	150
AUTO INSURANCE	1,088.00	2,180	525
CHEMICALS	8,834.05	8,800	0
REPAIRS	979.63	2,000	2,000
FUELS	4,828.70	6,000	5,000
OFFICE SUPPLIES	68.00	150	600
STATE EXPENSES	.00	2,000	10,500
OTHER EXPENSES	35.00	500	500
TOTAL	71,106.34	79,784	80,747

**COMMISSIONERS OF CAROLINE COUNTY
GENERAL FUND BUDGET
FISCAL YEAR 2016**

<u>EXPENDITURE CATEGORY</u>	<u>ACTUAL FY 2014</u>	<u>BUDGET FY 2015</u>	<u>BUDGET FY 2016</u>
<u>PUBLIC WORKS ROADS</u>			
SALARIES-PERMANENT	663,611.62	752,134	751,600
SALARIES-OVERTIME	11,992.07	12,000	12,000
HEALTH & DENTAL	171,364.87	205,648	180,766
UNIFORMS	4,822.13	6,000	6,500
LIFE & LTD	3,500.55	5,085	5,084
EMPLOYEE DEVELOPMENT	4,523.25	8,500	8,500
RETIREMENT	103,809.00	120,341	120,256
WORKER'S COMPENSATION	20,565.76	30,260	30,391
SOCIAL SECURITY	47,630.89	58,456	58,415
TELEPHONE	1,308.56	2,950	2,000
MILEAGE & CONFERENCE EXPENSE	182.88	700	800
CONTRACTUAL SERVICES	49,380.52	25,000	25,000
AUTO INSURANCE	13,623.00	17,840	13,000
FUELS	131,958.85	160,000	150,000
PIPE	16,501.14	15,000	20,000
ROAD MATERIALS	20,627.62	25,000	25,000
GRAVEL	12,834.92	35,000	35,000
SIGN MATERIALS	7,884.45	30,000	25,000
OTHER CONSTRUCTION MATERIALS	47,590.45	45,000	60,000
EQUIPMENT RENTAL	.00	3,000	1,000
OTHER EXPENSES	5,091.17	8,000	8,000
EMERGENCY OPERATIONS	21,821.80	30,000	30,000
TOTAL	1,360,625.50	1,595,914	1,568,312

PUBLIC WORKS COUNTY BUILDINGS

SALARIES-PERMANENT	118,345.18	125,234	126,306
SALARIES-OVERTIME	109.35	1,000	1,000
HEALTH & DENTAL	32,203.09	30,294	20,675
UNIFORMS	699.48	800	800
LIFE & LTD	492.22	755	762
RETIREMENT	19,490.00	20,037	20,209
WORKER'S COMPENSATION	3,956.79	4,999	5,067
SOCIAL SECURITY	8,747.11	9,657	9,739
TELEPHONE	1,355.52	1,500	1,700
UTILITIES	182,285.91	187,000	187,000
CONTRACTUAL SERVICES	119,558.02	135,000	126,800
AUTO INSURANCE	1,096.00	1,200	1,100

**COMMISSIONERS OF CAROLINE COUNTY
GENERAL FUND BUDGET
FISCAL YEAR 2016**

<u>EXPENDITURE CATEGORY</u>	<u>ACTUAL FY 2014</u>	<u>BUDGET FY 2015</u>	<u>BUDGET FY 2016</u>
REPAIRS & MAINTENANCE	95,027.24	90,000	93,000
COURTHOUSE GREEN	.00	3,400	0
REPAIRS	973.21	500	800
FUELS	2,964.70	3,000	3,000
TOOLS	1,885.27	1,500	5,500
OTHER EXPENSES	1,525.02	2,500	2,500
TOTAL	590,714.11	618,376	605,958

<u>HEALTH DEPARTMENT</u>			
CAROLINE MENTAL HEALTH	45,000.00	45,000	45,000
HEALTH DEPARTMENT	377,903.00	377,903	377,903
CAROLINE CENTER	26,845.00	26,845	26,845
TOTAL	449,748.00	449,748	449,748

<u>SOCIAL SERVICES</u>			
UPPER SHORE AGING	56,562.50	57,953	57,953
DELMARVA COMM. SERVICES, INC	75,000.00	75,000	75,000
SAINT MARTIN'S MINISTRIES	.00	0	3,000
HUMAN SERVICE COUNCIL	.00	0	7,000
MID SHORE FAMILY VIOLENCE	4,075.00	5,000	5,000
TOTAL	135,637.50	137,953	147,953

<u>EDUCATION</u>			
CHESAPEAKE COLLEGE	1,371,343.00	1,371,343	1,387,528
BOARD OF EDUCATION	12,409,993.00	12,445,654	12,583,543
BD OF ED TEACHERS PENSION	1,006,334.00	991,832	1,181,637
CHESAP 1994 BOND PRINC	16,150.00	0	0
CHESAP 1994 BOND INT	409.00	0	0
CHEASP DORCHESTER BOND INT	3,946.00	3,648	3,336
CHESAP DORCHESTER BOND PRINC	7,465.00	7,807	8,206
CHESAP LRC BOND PRINC	30,000.00	30,000	35,000
CHESAP LRC BOND INT	12,862.50	11,288	9,713
CHESAPEAKE ALLIED HLTH PRINC	.00	53,292	52,952
CHESAPEAKE ALLIED HLTH INT	.00	0	28,401
CHESAPEAKE COLLEGE REPAIRS	49,942.00	49,942	49,942
TOTAL	14,908,444.50	14,964,806	15,340,258

**COMMISSIONERS OF CAROLINE COUNTY
GENERAL FUND BUDGET
FISCAL YEAR 2016**

<u>EXPENDITURE CATEGORY</u>	<u>ACTUAL FY 2014</u>	<u>BUDGET FY 2015</u>	<u>BUDGET FY 2016</u>
<u>RECREATION</u>			
SALARIES-PERMANENT	351,962.41	382,431	347,933
SALARIES-OVERTIME	2,847.59	3,500	5,000
SALARIES-TEMPORARY	40,557.18	58,136	55,000
HEALTH & DENTAL	91,121.88	93,971	70,017
LIFE & LTD	1,923.36	2,188	2,065
EMPLOYEE DEVELOPMENT	3,991.70	2,000	6,300
RETIREMENT	61,714.80	69,234	55,669
WORKER'S COMPENSATION	10,679.52	12,464	11,914
SOCIAL SECURITY	27,749.68	33,971	31,207
CRIMINAL BACKGROUND CHECKS	359.40	325	325
TELEPHONE	1,300.49	1,500	1,500
POSTAGE	1,544.48	2,000	1,800
PRINTING AND PUBLICATIONS	2,825.46	3,750	3,200
DUPLICATING	6,185.02	6,700	6,500
MILEAGE & CONFERENCE EXPENSE	3,122.57	2,783	3,200
ASSOCIATION DUES	1,784.52	1,400	1,800
CONTRACTUAL SERVICES	1,613.54	4,500	4,000
OFFICE SUPPLIES	3,287.17	3,500	3,500
OTHER EXPENSES	9,260.22	12,150	10,000
TOTAL	623,830.99	696,503	620,930
<u>PARKS</u>			
SALARIES-PERMANENT	51,572.81	53,958	87,227
SALARIES-OVERTIME	6,283.95	7,992	7,992
SALARIES-TEMPORARY	13,281.50	16,560	15,560
HEALTH & DENTAL	16,800.36	17,535	24,990
LIFE & LTD	270.16	288	516
EMPLOYEE DEVELOPMENT	1,452.20	150	2,000
RETIREMENT	8,316.00	8,633	13,956
WORKER'S COMPENSATION	2,304.79	3,110	4,409
SOCIAL SECURITY	4,990.06	6,008	8,472
TELEPHONE	.00	0	710
UTILITIES	34,557.90	30,900	33,000
CONTRACTUAL SERVICES	47,210.89	36,500	36,500
AUTO INSURANCE	2,208.00	3,124	2,000
COURTHOUSE GREEN	2,407.29	0	2,500
REPAIRS	3,235.69	3,500	3,800
FUELS	7,766.57	7,010	8,900

**COMMISSIONERS OF CAROLINE COUNTY
GENERAL FUND BUDGET
FISCAL YEAR 2016**

<u>EXPENDITURE CATEGORY</u>	<u>ACTUAL FY 2014</u>	<u>BUDGET FY 2015</u>	<u>BUDGET FY 2016</u>
OTHER EXPENSES	12,093.26	15,000	15,000
TOTAL	214,751.43	210,268	267,532
<u>ARTS</u>			
CAROLINE ARTS COUNCIL	5,000.00	5,000	5,000
TOTAL	5,000.00	5,000	5,000
<u>LIBRARY</u>			
LIBRARY	1,090,000.00	1,090,000	1,132,435
TOTAL	1,090,000.00	1,090,000	1,132,435
<u>EXTENSION SERVICE</u>			
OPERATING APPROPRIATION	29,386.00	30,386	31,386
EXTENSION SERVICE	100,185.00	104,027	104,027
TOTAL	129,571.00	134,413	135,413
<u>HOUSING SERVICES</u>			
INTERFAITH HOUSING	6,000.00	6,000	6,000
TOTAL	6,000.00	6,000	6,000
<u>ECONOMIC DEVELOPMENT</u>			
MID SHORE REGIONAL COUNCIL	15,000.00	15,000	15,000
ECON DEVELOP CORP & TOURISM	227,850.00	227,850	227,850
SMALL BUSINESS DEVELOP CORP	.00	0	3,000
TOTAL	242,850.00	242,850	245,850
<u>DEBT SERVICE</u>			
BOND ADMIN COSTS	5,982.50	2,300	2,300
2006 PUB IMP BOND PRINC	785,000.00	815,000	850,000
2006 PUBLIC IMP BOND INT	309,925.00	277,925	244,625
2008 PUBLIC IMP BOND PRINC	225,000.00	235,000	245,000
2008 PUBLIC IMP BOND INT	176,522.50	167,523	158,123
2009 REFUNDING BOND PRINC	430,000.00	445,000	465,000
2009 REFUNDING BOND INT	188,818.76	178,069	166,944
2009 PUBLIC IMP BOND PRINC	190,000.00	220,000	250,000
2009 PUBLIC IMP BOND INT	263,607.86	249,390	256,434
JONESTOWN BOND PRINCIPAL	.00	8,287	1,470
JONESTOWN BOND INTEREST	.00	2,850	2,218
2011 REFUNDING BOND PRINC	769,000.00	793,000	815,000

**COMMISSIONERS OF CAROLINE COUNTY
GENERAL FUND BUDGET
FISCAL YEAR 2016**

<u>EXPENDITURE CATEGORY</u>	<u>ACTUAL FY 2014</u>	<u>BUDGET FY 2015</u>	<u>BUDGET FY 2016</u>
2011 REFUNDING BOND INT	47,498.44	32,160	16,300
2014 PUBLIC IMP BOND PRINC	.00	0	50,000
2014 PUBLIC IMP BOND INTREST	.00	149,300	142,664
TOTAL	3,391,355.06	3,575,804	3,666,078
<u>INTERGOVERNMENTAL</u>			
IN LIEU OF BANKSTOCK	3,090.02	3,100	3,100
TOWN PLANNING GRANTS	12,500.00	12,500	12,500
TOTAL	15,590.02	15,600	15,600
<u>CONTINGENCY OPERATIONS</u>			
CONTINGENCY OPERATIONS	-6,012.50	158,393	282,893
TOTAL	-6,012.50	158,393	282,893
<u>TRANSFERS OUT</u>			
RETIRE HEALTH CARE FUND	69,896.08	61,450	0
4 H & YOUTH FUND	19,013.21	22,592	22,594
POSTEMPLOYMENT BENEFIT FUND	66,000.00	69,430	65,000
SICK LEAVE UNFUNDED LIABILITY	.00	65,000	40,000
TRANSFER TO DRUG TASK FORCE	.00	50,000	0
TRANSFER TO CAPITAL	897,670.14	400,000	600,000
TRANSFER CAPITAL RESERVE	.00	0	485,384
TOTAL	1,052,579.43	668,472	1,212,978
TOTALS: GENERAL FUND	42,131,032.83	43,431,922	44,995,349

CAPITAL BUDGET,
CAPITAL RESERVE FUND
AND
CAPITAL IMPROVEMENT
PROGRAM

Fiscal Year 2016

**COMMISSIONERS OF CAROLINE COUNTY
CAPITAL IMPROVEMENT & CAPITAL RESERVE BUDGET
FISCAL YEAR 2016**

<u>REVENUES ANTICIPATED</u>		<u>FY 2016</u>
<u>TAX</u>		
TRANSFER TAX	<u>250,000</u>	250,000
<u>FEDERAL GRANTS</u>		
FEDERAL AID ROADS	<u>2,562,021</u>	2,562,021
<u>STATE GRANTS</u>		
GANEYS WHARF	4,220	
STATE ROAD CONSTRUCTION AID	124,036	
WATERWAY IMPROVEMENTS	171,483	
WATERWAY DEBRI REMOVAL	38,000	
EMERGENCY NUMBERS GRANTS	90,000	
PROGRAM OPEN SPACE GRANTS	<u>344,664</u>	772,403
<u>MISCELLANEOUS REVENUE</u>		
PARKS & RECREATION REIM CAP	98,270	
FOUNDATION FUNDING	<u>49,108</u>	147,378
<u>TRANSFERS IN</u>		
TRANSFERS GEN FD ALLOCATION	600,000	
TRANSFERS GEN FD TO CAPITAL	500,000	
TRANSFER FR BLS	29,000	
TRANSFER SHORE HEALTH	<u>225,000</u>	1,354,000
<u>OTHER FINANCING SOURCES</u>		
PRIOR YEAR CAPITAL ALLOCATION	349,186	
2015 BOND PROCEEDS	<u>6,482,742</u>	6,831,928
 TOTAL REVENUE		 <u><u>11,917,730</u></u>

**COMMISSIONERS OF CAROLINE COUNTY
CAPITAL IMPROVEMENT & CAPITAL RESERVE BUDGET
FISCAL YEAR 2016**

EXPENDITURES & PROJECTS

GENERAL GOVERNMENT

TECHNOLOGY

CAPITAL TECHNOLOGY NOT CA	<u>17,000</u>	<u>FY 2016</u>
		17,000

TAX OFFICE

TAX SOFTWARE	<u>105,000</u>	
		105,000

FINANCE OFFICE

FINANCE SOFTWARE	<u>75,000</u>	
		75,000

SHERIFF DEPARTMENT

CAPITAL SHERIFF CA	<u>81,368</u>	
		81,368

DEPARTMENT OF CORRECTIONS

CAPITAL CORRECTIONS CA	<u>74,471</u>	
		74,471

DEPARTMENT OF EMERGENCY SERVICES

MEDICAL EQUIPMENT CA	26,342	
800MGZ LOGGING RECORDER	90,000	
EMS EQUIPMENT	29,000	
DES AMUBLANCE PURCHASE	225,000	
CAD/RMS SYSTEM	12,000	
CAP RES 800 MHZ RADIOS	<u>500,000</u>	
		882,342

CAROLINE COUNTY HUMANE SOCIETY

CAP ALLOC/HUMANE SOCIETY	<u>24,005</u>	
		24,005

PUBLIC WORKS

STATE AID ROAD PROJECTS CA	124,036	
BRIDGE REPLACE FED AID CA	2,562,021	
ROADS MAINTENANCE CA	215,000	
CAP PW EQUIPMENT CA	270,000	
CAPITAL RES BRIDGES & ROADS	250,000	
BRIDGE CONSTRUCTION BOND	<u>344,600</u>	
		3,765,657

INFRASTRUCTURE/COMM. DEVELOPMENT

DES/EMS BLDG BOND	<u>16,142</u>	
		16,142

**COMMISSIONERS OF CAROLINE COUNTY
CAPITAL IMPROVEMENT & CAPITAL RESERVE BUDGET
FISCAL YEAR 2016**

<u>BOARD OF EDUCATION</u>		
PES RENOVATION BOND	5,967,000	
GENERATORS	35,000	
BATHROOM BLDG	<u>120,000</u>	
		6,122,000
<u>RECREATION AND PARKS</u>		
PES ATHLETIC FIELD EXPANSION	30,000	
COUNTY MAINTENANCE CA	76,483	
DEBRIS REMOVAL UPPER CHOP	38,000	
SO. COUNTY REG. PK	151,354	
JONESTOWN PARK PROP CA	32,690	
CHOPTANK MARINA	70,000	
RIDGELY ATHLETIC FIELD	25,570	
GREENSBORO BOAT RAMP	3,750	
MARTIN SUTTON COMM PARK	61,000	
LAND PRESERV & REC MASTER PL	25,000	
GANEYS WHARF	49,220	
HENDERSON PARK CA	18,750	
MARYDEL COMMUNITY PARK	74,820	
CAP ALLOCATION	<u>5,000</u>	
		661,637
<u>LIBRARY</u>		
CAPITAL LIBRARY	<u>44,000</u>	
		44,000
<u>4-H</u>		
FOUNDATION FUNDING CA	<u>49,108</u>	
		49,108
TOTAL EXPENDITURES		<u><u>11,917,730</u></u>

COMMISSIONERS OF CAROLINE COUNTY

Capital Improvement Budget

Fiscal Year 2016

Department	Total Amount	General Fund		Capital Reserve		Bond		Shore Health Transport Gr	Various Sources
		2016	Prior Years	FY 2016	Prior Years	Projected	2014 Bond		
Office of Technology									
Laptops and Tablets	17,000	17,000							0
Department Totals	17,000	17,000	0	0	0	0	0		0
Sheriff									
Drug Task Force	25,000	25,000							
2WD Tahoe Police Vehicle	55,000	55,000							0
Public Safety Training Ctr	1,368		1,368						
Department Totals	81,368	80,000	1,368	0	0	0	0	0	0
Corrections									
2nd Floor Yard	35,000		35,000						
Repairs	19,471		19,471						
HVAC	20,000	20,000							
Department Totals	74,471	20,000	54,471	0	0	0	0		0
Department of Emergency Services									
Cad Server	12,000		12,000						
Heart Monitors	26,342		26,342						
Ambulance	225,000							225,000	0
EMS Equipment	29,000								29,000
800 MGz Radio System	500,000			500,000					0
800 MGz Logging Recorder	90,000								90,000
Department Totals	882,342	0	38,342	500,000	0	0	0	225,000	119,000
Humane Society									
Conversion Van	5,005		5,005						
Shelter Heat, HVAC and hot water	19,000	19,000							
Department Totals	24,005	19,000	5,005	0	0	0	0	0	0
Public Works									
Resurfacing & Infrastructure	339,036	75,000	140,000						124,036
Equipment	270,000	270,000							0
Bridge Replacement	3,158,621				250,000		344,600		2,562,021
Department Totals	3,765,657	345,000	140,000	0	250,000	0	344,600		2,686,057
Infrastructure									
DES/EMS BUILDING	16,142						16,142		
Department Totals	16,142	0	0	0	0	0	16,142		0
Board of Education									
Preston Elementary	5,967,000						5,967,000		
Generalors	35,000					35,000			
Bathrooms	120,000					120,000			
Department Totals	6,122,000	0	0	0	0	155,000	5,967,000		0
Recreation and Parks									
Jonestown Community Park	32,690								32,690
Marydel Community Park	79,820		5,000						74,820
South County Regional Park	151,354								151,354
Choptank Marina	70,000								70,000
Greensboro Boat Ramp	3,750								3,750
Ridgely Athletic Facility	25,570								25,570
PES Athletic Field Expansion	30,000								30,000
Land Preservation	25,000								25,000
Henderson Park/Templeville	18,750								18,750
Ganeys Wharf	49,220								49,220
WW1 Fund County Maint	76,483								76,483
Waterway Debris Removal	38,000								38,000
Martin Sutton Community Park	61,000								61,000
Department Totals	661,837	0	5,000	0	0	0	0	0	656,637
Library									
Denton Repairs	44,000	44,000							
Department Totals	44,000	44,000	0	0	0	0	0		0
Finance Tax Commissioners									
Tax Software	105,000		105,000						
New Financesoftware	75,000	75,000							
Department Totals	180,000	75,000	105,000	0	0	0	0	0	360,000
Arts Council									
Department Totals	0	0	0	0	0	0	0		0
4H									
Electrical Upgrades/Kitchen Stove	39,108								39,108
Kitchn Appliance and hood repair	10,000		0	0	0	0	0		10,000
Department Totals	49,108	0							49,108
Total Projects: Expenditures & Revenue Sources	11,917,730	600,000	349,186	500,000	250,000	155,000	6,327,742	225,000	3,510,802

**Caroline County
Capital Improvement Program
FY 2016**

<i>Department Name</i>	Total	Prior Year	FY 2016	FY 2017	FY 2018	FY 2019	FY 2020	FY 2021
Technology	250,000	0	17,000	165,000	8,000	60,000	0	0
Circuit Court	250,000	0	0	250,000	0	0	0	0
Planning & Codes Administration	229,000	0	0	200,000	29,000	0	0	0
Sheriffs Department	764,035	6,000	81,368	209,243	155,808	155,808	155,808	0
Corrections	234,471	0	74,471	100,000	32,000	28,000	0	0
Department of Emergency Services	6,204,342	132,000	882,342	1,449,000	1,094,000	774,000	1,344,000	529,000
Humane Society	172,005	0	24,005	25,000	38,000	65,000	20,000	0
Public Works	28,327,276	3,353,369	3,765,657	4,655,000	4,811,250	4,540,000	3,505,000	3,697,000
Infrastructure/Comm Development	22,255,642	939,500	16,142	1,250,000	17,050,000	3,000,000	0	0
Board of Education	31,828,000	6,122,000	6,122,000	1,164,000	0	8,872,000	5,798,000	3,750,000
Chesapeake College	71,820	0	0	0	0	0	71,820	0
Recreation and Parks	4,816,350	456,115	661,637	890,458	1,517,500	788,640	502,000	0
Library	688,040	25,666	44,000	499,336	119,038	0	0	0
Arts Council	18,000	0	0	0	18,000	0	0	0
Mayland Coop Exchange	0	0	0	0	0	0	0	0
4-H Park	160,216	49,108	49,108	12,000	20,000	10,000	10,000	10,000
Long Marsh	559,625	0	0	111,925	111,925	111,925	111,925	111,925
Admin/Finance/Tax	1,634,595	276,000	180,000	1,178,595	0	0	0	0
Totals	98,463,417	11,359,758	11,917,730	12,159,557	25,004,521	18,405,373	11,518,553	8,097,925
<i>Sources of Funding</i>								
General Fund	22,549,809	311,000	600,000	5,796,221	4,224,985	6,782,197	2,561,517	2,273,889
Capital Reserve	3,000,000	0	500,000	500,000	500,000	500,000	500,000	500,000
Program Open Space	2,937,571	290,120	344,664	501,162	973,625	553,000	275,000	0
Waterway Improvement	351,106	26,483	171,483	31,000	79,500	42,640	0	0
Grant/LOAN-One MD	100,000	0	0	0	0	100,000	0	0
Grant FAA, MAA	0	0	0	0	0	0	0	0
Bonds-Prior Years	12,639,342	6,311,600	6,327,742	0	0	0	0	0
Bonds -Future	34,344,000	1,155,000	155,000	3,614,000	11,000,000	8,872,000	5,798,000	3,750,000
Grants, MD Bond	0	0	0	0	0	0	0	0
Federal Bridge Aid	11,362,021	1,920,000	2,562,021	1,200,000	1,400,000	1,400,000	1,440,000	1,440,000
State Highway Aid	1,072,985	328,769	124,036	124,036	124,036	124,036	124,036	124,036
Grants-Federal	131,500	131,500	0	0	0	0	0	0
Grants-State	7,081,397	96,677	132,220	0	6,032,500	0	820,000	0
General Fund PY	687,852	338,666	349,186	0	0	0	0	0
Capital Reserve PY	530,000	280,000	250,000	0	0	0	0	0
Transfer Fr Broadband to CR								
Miscellaneous	1,675,834	169,943	401,378	393,138	669,875	31,500	0	10,000
Totals	98,463,417	11,359,758	11,917,730	12,159,557	25,004,521	18,405,373	11,518,553	8,097,925

ENTERPRISE FUNDS

Fiscal Year 2016

**COMMISSIONERS OF CAROLINE COUNTY
ENTERPRISE FUNDS
For 12 months Year Ending June 30, 2016**

Enterprise Funds account for operations that are financed and operated in a manner similar to private business enterprises. The intent is that the costs of providing goods or services to the general public on a continuing basis are covered by user charge.

The Caroline County Commissioners review the funds for amount of revenues earned, expenses incurred, and net income to determine what purpose revenue generated is used.

(02) RECREATION PROGRAMS

Prior Year Estimated Fund Balance 75,000

INCOME

FES Summer Learning Program	77,118	
Elementary Expansion	74,121	
Grant HSC Afterschool	219,084	
Sanitary Grant	3,400	
NRPA Grant	20,400	
Amusement Park Tickets	25,000	
Boat Ramp	17,000	
Adult Programs	12,000	
Ganey's Wharf Residence	9,000	
Youth Programs	80,000	
Special Events	15,000	
Administration	8,000	
Scholarship Fund	4,000	
South Co Land Rent	<u>4,400</u>	
		568,523

EXPENSES

Recreation

Amusement Park Tickets	20,000	
Boat Ramp	12,000	
Ganey's Wharf Residence	1,000	
Special Events	11,000	
Administration	16,000	
Fees Credit Card	7,000	
Transfer to General Fund	<u>2,500</u>	
		69,500

ADULT PROGRAMS

Salary Temp Adult Programs	5,577	
Worker's Compensation	221	
Social Security	427	
Adult Program Expenses	<u>4,700</u>	
		10,925

**COMMISSIONERS OF CAROLINE COUNTY
ENTERPRISE FUNDS
For 12 months Year Ending June 30, 2016**

YOUTH PROGRAMS

Salary Temp Youth Programs	28,000	
Worker's Compensation	1,114	
Social Security	2,226	
Youth Program Expenses	<u>21,278</u>	52,618

HSC PROGRAM (AFTER SCHOOL)

Salary Temporary HSC Program	147,180	
Employee Development	3,500	
Worker's Compensation	5,828	
Social Security	11,259	
Background	1,311	
Telephone	1,080	
Postage	500	
Advertising	500	
Printing & Publications	1,500	
Travel	35,279	
Other Expenses	9,675	
HSC Program Costs	<u>1,472</u>	219,084

FES SUMMER LEARNING PROGRAM

Salaries Temporary	49,366	
Worker's Compensation	3,050	
Social Security	3,777	
Contractual Services	15,300	
Travel	3,000	
Other Expenses	<u>2,625</u>	77,118

ELEMENTARY EXPANSION

Salaries Temporary	30,000	
Health & Dental	7,941	
Employee Development	2,000	
Workers Compensation	1,498	
Social Security	1,854	
Mileage & Conference Expense	6,545	
Contractual Services	9,000	
Travel	2,000	
Other Expenses	<u>12,551</u>	73,389

**COMMISSIONERS OF CAROLINE COUNTY
ENTERPRISE FUNDS
For 12 months Year Ending June 30, 2016**

<u>NRPA GRANT</u>		
Salaries Temporary	3,600	
Workers Compensation	276	
Social Security	224	
Travel	13,800	
Other Expenses	<u>2,500</u>	
		20,400
Total Expenses		<u>523,034</u>
Estimated Ending Balance		<u>120,489</u>

**COMMISSIONERS OF CAROLINE COUNTY
ENTERPRISE FUNDS
For 12 months Year Ending June 30, 2016
Projected Income Statement**

(04) PUBLIC WORKS

Prior Year Estimated Fund Balance		150,000
<u>Income</u>		
Fuel	<u>800,000</u>	
		800,000
<u>Expenses</u>		
Fuel System Maintenance	3,500	
Fuels	<u>796,500</u>	
		<u>800,000</u>
Estimated Ending Fund Balance		150,000

(05) BROADBAND SUPPLY

Prior Years Estimated Fund Balance		100,000
<u>Income</u>		
BOE Lease	294,456	
Verizon Wireless Lease	<u>32,000</u>	
		326,456
<u>Expenses</u>		
Salaries Permanent	19,311	
Retirement	3,090	
Workers Compensation	380	
Social Security	1,477	
Hardware & Maintenance	25,795	
Transfer Capital Reserve	<u>250,000</u>	
		<u>300,053</u>
Estimated Ending Fund Balance		126,403

(06) BASIC LIFE SUPPORT

Prior Years Estimated Fund Balance		600,000
<u>Income</u>		
Subscription Plan	95,000	
Basic Life Support Fees	<u>1,280,000</u>	
		1,375,000

Expenses

BLS Training	2,000	
Postage	5,000	
Communications Maintenance	9,000	
Equipment Maintenance	7,500	
Billing Service BLS	80,000	
Office Supplies	300	
Medical Supplies	55,000	
BLS Subscription Management	11,500	
Capital Outlay	100,000	
Emerg Med Service Fire Companies	350,000	
Medical Director Support	1,500	
Marketing/Public Info	1,500	
Bill Clerk Salary Transfer	36,000	
EMT Salary Transfer	75,000	
Transfers Out General Fund	<u>619,000</u>	
		<u>1,353,300</u>
Estimated Ending Fund Balance		621,700

SPECIAL REVENUE FUNDS

Fiscal Year 2016

**COMMISSIONERS OF CAROLINE COUNTY
SPECIAL REVENUE FUND BUDGET
FISCAL YEAR 2016**

Special Revenue Funds are maintained to account for specific revenue sources that are legally or administratively restricted for specific purposes.

(07) Jonestown Water System

Income

Jonestown Water Fees	<u>13,250</u>	13,250
----------------------	---------------	--------

Expenditures

Telephone	600	
Utilities	7,000	
Contractual Services	1,000	
Supplies and Materials	2,500	
Other Expenses	<u>2,150</u>	13,250

(08) 4-H & YOUTH PARK

Revenue Anticipated

Rents 4H Building	10,500	
Rent Land 4H Park	4,228	
Transfer In	<u>22,594</u>	37,322

Expenditures

Salaries-Temporary	10,400	
Worker's Compensation	414	
Social Security	796	
Telephone	250	
Utilities	16,518	
Contractual Services	200	
Trash Removal	2,000	
Repairs & Maintenance	2,244	
Lawn Care	4,000	
Other Expenses	<u>500</u>	37,322

(13) SPECIALGRANT PROGRAM

Revenue Anticipated

Emergency Solutions Grant	75,000	
Rental Allowance Grant	40,000	
Alcohol Awareness	<u>3,860</u>	118,860

**COMMISSIONERS OF CAROLINE COUNTY
SPECIAL REVENUE FUND BUDGET
FISCAL YEAR 2016**

Expenditures

Training Staff	3,860	
Rental Allowance Program	40,000	
Emergency Solutions Grant	<u>75,000</u>	
		118,860

(14) OJP GRANT LAW ENFORCEMENT

Revenue Anticipated

Vests	5,000	
School Bus Safety Grant	3,000	
SOCM Grant	10,000	
Sex Offender Registration	12,000	
Sheriff Highway Safety Grant	<u>14,000</u>	
		44,000

Expenditures

SCHOOL BUS SAFETY GRANT

Grant Overtime	2,650	
Worker's Compensation	147	
Social Security	<u>203</u>	
		3,000

SHERIFF HIGHWAY SAFETY GRANT

Grant Overtime	12,280	
Worker's Compensation	779	
Social Security	<u>941</u>	
		14,000

VESTS

Uniform Vests	<u>5,000</u>	
		5,000

SOCM & SEX REGISTER GRANT

Grants - Salaries	18,544	
Worker's Compensation	1,476	
Social Security	1,500	
Telephone	<u>480</u>	
		<u>22,000</u>
		44,000

(23) LOCAL AGRICULTURAL PRESERVATION

Revenue Anticipated

Excise Tax Agri Land Preservation	<u>10,000</u>	
		10,000

Expenditures

Miscellaneous Expenditures	<u>10,000</u>	
		10,000

**COMMISSIONERS OF CAROLINE COUNTY
SPECIAL REVENUE FUND BUDGET
FISCAL YEAR 2016**

(24) STATE LOCAL AGRICULTURAL PRESERVATION

Revenue Anticipated

Other State Shared Tax	<u>15,000</u>	15,000
------------------------	---------------	--------

Expenditures

Miscellaneous Expenditures	<u>15,000</u>	15,000
----------------------------	---------------	--------

(25) SUMMERFEST FUND

Revenue Anticipated

Corporate Sponsors	18,500	
Grants	8,000	
Booth Fees	10,000	
General Revenue's	<u>2,100</u>	38,600

Expenditures

Contractual Services	29,000	
Other Expenses	<u>9,600</u>	38,600

(26) COMMISSARY FUND

Revenue Anticipated

Inmate Funds	145,000	
Phone Commissions	10,000	
Commission Sales	16,000	
Home Detention	<u>5,000</u>	176,000

Expenditures

Postage	1,000	
Phone Commissary Sales Expense	52,400	
Copier	4,500	
Cable	2,600	
Home Detention Fee	4,000	
Commissary Sales	70,000	
Commissary Supplies	39,000	
Officers	<u>2,500</u>	176,000

**COMMISSIONERS OF CAROLINE COUNTY
SPECIAL REVENUE FUND BUDGET
FISCAL YEAR 2016**

(27) LAW LIBRARY

Revenue Anticipated

Fines & Fees Law Library	10,000	
Interest	<u>50</u>	
		10,050

Expenditures

Law Books	10,000	
Other Expenses	<u>50</u>	
		10,050

(28) CRITICAL AREA FORESTRY

Revenue Anticipated

Fees in Lieu Critical Area	500	
Critical Area Violation Fine	<u>1,500</u>	
		2,000

Expenditures

Critical Area Forestry Exp	<u>2,000</u>	
		2,000

(29) FOREST CONSERVATION

Revenue Anticipated

Fees in Lieu Forest Conservation	1,500	
FCA Surety Fees	<u>1,500</u>	
		3,000

Expenditures

Forest Conservation Projects	1,500	
Refund Surety Fees	<u>1,500</u>	
		3,000

(30) EMERGENCY MANAGEMENT SPECIAL GRANTS

Revenue Anticipated

Federal Grants

Homeland Security Law Enforcement Grant	21,685	
Homeland Security	<u>65,053</u>	
		86,738

State Grants

Emergency Medical Dispatch	3,000	
Emergency Number System Grant	8,000	
MIEMSS	<u>33,000</u>	
		<u>44,000</u>

Total Revenues Anticipated

130,738

**COMMISSIONERS OF CAROLINE COUNTY
SPECIAL REVENUE FUND BUDGET
FISCAL YEAR 2016**

(30) EMERGENCY MANAGEMENT SPECIAL GRANTS

Expenditures

MIEMSS

EMS Grant Equipment CA	<u>33,000</u>	33,000
------------------------	---------------	--------

Homeland Security

Salary Grant	42,750	
Employee Development	500	
Worker's Compensation	126	
Social Security	3,270	
Operational Expense	750	
Mileage & Conference Expense	750	
Other Expenses	<u>500</u>	
		48,646

Emergency Medical Dispatch

Equipment/Software	<u>3,000</u>	3,000
--------------------	--------------	-------

Homland Training Exercises

Mileage & Conference Expense	500	
Other Expenses	<u>500</u>	
		1,000

State Homeland Security

Equipment	3,407	
Contractual Services	<u>12,000</u>	
		15,407

H.S. Law Enforcement Grant

Equipment	<u>21,685</u>	21,685
-----------	---------------	--------

Emergency Number System Grant

Other Expenses	2,500	
Equipment/Software	<u>5,500</u>	
		<u>8,000</u>
		130,738

(31) BUSINESS & TECHNOLOGY PARK

Revenue Anticipated

Reappropriated Prior Years Fund Balance	<u>64,500</u>	64,500
---	---------------	--------

**COMISSIONERS OF CAROLINE COUNTY
SPECIAL REVENUE FUND BUDGET
FISCAL YEAR 2016**

<u>Expenditures</u>		
Utilities	3,000	
Contractual Services	3,000	
Marketing	<u>58,500</u>	64,500
<hr/>		
<u>(34) STORMWATER FACILITIES</u>		
<u>Revenue Anticipated</u>		
Fees in Lieu Stormwater Facilities	1,000	
Surety Fees Stormwater Facilities	<u>9,000</u>	10,000
<u>Expenditures</u>		
Stormwater Facility Projects	1,000	
Refund Surety Fees	<u>9,000</u>	10,000
<hr/>		
<u>(37) Intergovernmental</u>		
<u>Revenue Anticipated</u>		
Excise Tax School Construction	<u>75,000</u>	75,000
<u>Expenditures</u>		
Transfers Out	<u>75,000</u>	75,000
<hr/>		
<u>(38) SHS Medical Transportation</u>		
<u>Revenue Anticipated</u>		
SHS Med Transportation Grant	<u>120,000</u>	120,000
<u>Expenditures</u>		
Equipment	<u>120,000</u>	120,000
<hr/>		

**COMMISSIONERS OF CAROLINE COUNTY
SPECIAL REVENUE FUND BUDGET
FISCAL YEAR 2016**

(48) DRUG TASK FORCE

Revenue Anticipated

Proceeds Sale Equipment	100	
Donations & Contributions	35,000	
Fines & Fees	100	
Forfeited Monies	25,000	
Interest	300	
Reappropriated Prior Year	<u>40,087</u>	100,587

Expenditures

Salaries-Permanent	32,573	
Health & Dental	6,895	
Life & LTD	224	
Retirement	5,212	
Worker's Compensation	91	
Social Security	2,492	
Telephone	9,500	
Utilities	7,000	
Auto Insurance	1,500	
Operation of Autos	650	
Yard Maintenance	600	
Insurance K-9 & Liability	650	
K 9 Supplies & Vet Services	4,000	
Fuels	200	
Office Supplies	1,000	
Other Expenses	18,000	
Capital Outlay	<u>10,000</u>	100,587

DAYSPRING TOWN HOMES

This fund is reported on our statement as the County Commissioners own but do not manage these facilities. The facilities are managed by Interfaith Housing Development Corporation and a contractual firm.